

# Global Bluetooth Mesh Market

Market Size, Status & Forecast to 2031

By Type : Wired Smart Bluetooth Gateway, Wireless Smart Bluetooth Gateway  
By Application : Smart Home, Smart Security, Smart Wearable, Smart Agriculture, Smart Supermarket, Other

Market Value - USD Million

Forecast 2022-2031

# About Us

**Verified Market Research** stands as a prominent Global Research and Consulting firm, delivering sophisticated analytical research solutions, tailored consulting services, and comprehensive data analysis for over a decade. Our commitment is to provide individuals and companies with precise, trustworthy, and current research data, as well as technical and analytical consulting. We furnish strategic insights and growth analysis, equipping clients with the essential data to attain corporate objectives and make crucial revenue-related decisions.

**Verified Market Research** collaborates with clients to offer strategic insights and data optimized for growth, aiding in the attainment of business objectives and resolution of any pertinent issues. Our research studies empower clients to make informed, data-driven decisions, grasp market forecasts, seize future opportunities, and enhance efficiency. We operate as partners, committed to delivering precise and valuable information without compromise.

At **Verified Market Research**, we specialize in comprehending comprehensive market indicators and staying abreast of the latest and upcoming market trends. Our analysts, equipped with extensive skills in data acquisition and management, employ industry-standard techniques to gather and analyze data at every phase. They are adept at integrating contemporary data collection methods, advanced research methodologies, subject knowledge, and years of collective experience to generate informative and precise research reports.

We've catered to over 5000 clients, offering market research services to over 50 leading Global Fortune 500 companies, including but not limited to Amazon, Dell, IBM, Shell, Exxon Mobil, General Electric, Siemens, Microsoft, Sony, and Hitachi. Our collaborative efforts have extended to co-consulting with prominent global consulting firms such as McKinsey & Company, Boston Consulting Group, and Bain & Company, delivering customized research and consulting projects for businesses on a global scale.

Asahi**KASEI**

 **Fraunhofer**

**SAMSUNG**

**DELL**

**Schneider**  
Electric

 **swisslog**  
healthcare

 **FARCO**

**P&G**

**Lonza**

**KOHLER**

**SIEMENS**

**IBM**

## Get free customization on select license types!

**SINGLE USER | MULTI USER | ENTERPRISE USER**

 [enquiries@verifiedmarketresearch.com](mailto:enquiries@verifiedmarketresearch.com)

North America : +1 (650) 781 4080

Asia Pacific : +61 485 860 968

Middle East : +971 503 102 968

Europe : +44 788 886 6344

 **VERIFIED**  
**MARKET**  
**RESEARCH**

# Scope of the Report

| Global Bluetooth Mesh Market         | 2022<br>(Historical<br>Year) | 2023<br>(Base Year) | 2024<br>(Estimated<br>Year) | 2025-2031<br>(Forecasted<br>Years) |
|--------------------------------------|------------------------------|---------------------|-----------------------------|------------------------------------|
| Market by Value (USD Million)        | Yes                          | Yes                 | Yes                         | Yes                                |
| Market by Volume (Units)             | *                            | *                   | *                           | *                                  |
| By Type                              | Yes                          | Yes                 | Yes                         | Yes                                |
| --- Wired Smart Bluetooth Gateway    | Yes                          | Yes                 | Yes                         | Yes                                |
| --- Wireless Smart Bluetooth Gateway | Yes                          | Yes                 | Yes                         | Yes                                |
| By Application                       | Yes                          | Yes                 | Yes                         | Yes                                |
| --- Smart Home                       | Yes                          | Yes                 | Yes                         | Yes                                |
| --- Smart Security                   | Yes                          | Yes                 | Yes                         | Yes                                |
| --- Smart Wearable                   | Yes                          | Yes                 | Yes                         | Yes                                |
| --- Smart Agriculture                | Yes                          | Yes                 | Yes                         | Yes                                |
| --- Smart Supermarket                | Yes                          | Yes                 | Yes                         | Yes                                |
| --- Other                            | Yes                          | Yes                 | Yes                         | Yes                                |
| North America                        | Yes                          | Yes                 | Yes                         | Yes                                |
| --- U.S.                             | Yes                          | Yes                 | Yes                         | Yes                                |
| --- Canada                           | Yes                          | Yes                 | Yes                         | Yes                                |
| --- Mexico                           | Yes                          | Yes                 | Yes                         | Yes                                |
| Europe                               | Yes                          | Yes                 | Yes                         | Yes                                |
| --- Germany                          | Yes                          | Yes                 | Yes                         | Yes                                |
| --- United Kingdom                   | Yes                          | Yes                 | Yes                         | Yes                                |
| --- France                           | Yes                          | Yes                 | Yes                         | Yes                                |
| --- Italy                            | Yes                          | Yes                 | Yes                         | Yes                                |
| --- Spain                            | Yes                          | Yes                 | Yes                         | Yes                                |
| --- Rest of Europe                   | Yes                          | Yes                 | Yes                         | Yes                                |
| Asia Pacific                         | Yes                          | Yes                 | Yes                         | Yes                                |
| --- China                            | Yes                          | Yes                 | Yes                         | Yes                                |
| --- India                            | Yes                          | Yes                 | Yes                         | Yes                                |
| --- Japan                            | Yes                          | Yes                 | Yes                         | Yes                                |
| --- Rest of Asia Pacific             | Yes                          | Yes                 | Yes                         | Yes                                |

|                           |     |     |     |     |
|---------------------------|-----|-----|-----|-----|
| Latin America             | Yes | Yes | Yes | Yes |
| --- Brazil                | Yes | Yes | Yes | Yes |
| --- Argentina             | Yes | Yes | Yes | Yes |
| --- Rest of Latin America | Yes | Yes | Yes | Yes |
| Middle East and Africa    | Yes | Yes | Yes | Yes |
| --- Saudi Arabia          | Yes | Yes | Yes | Yes |
| --- UAE                   | Yes | Yes | Yes | Yes |
| --- South Africa          | Yes | Yes | Yes | Yes |
| --- Rest of MEA           | Yes | Yes | Yes | Yes |



# Sample Navigator

## Report Sample

### What does it include?

This section comprises of report sample based on primary & secondary research, considering latest industry trends, regional analysis & forecasts.

### How will it benefit me?

You will gain access to a snapshot of the market report analysis with in-depth analysis of all the segmentation.

## Report FAQs

### What does it include?

This section will assist you in knowing the answers to the most frequently asked questions related to the final product delivery & affiliated services.

### How will it benefit me?

FAQs will assist you in understanding our products & services. Know more about our cloud-based report delivery platform - VMR Store.

## Table of Contents

### What does it include?

This section will provide you access the report structure & research scope in detail.

### How will it benefit me?

You will be able to examine the final product deliverables and map the data points against your requirements. Customize the market report for free in line with your requirements.

## Research Methodology

### What does it include?

A comprehensive explanation of our research methodology.

### How will it benefit me?

You will gain access to the framework on which the analyst conclusions, assumptions & calculation are based on. You will be provided with absolute transparency related to the report making process.

# Table of Contents

## 1 Market Introduction

- 1.1 Market Definition
- 1.2 Market Segmentation
- 1.3 Research Timelines
- 1.4 Assumptions
- 1.5 Limitations

*\*This section outlines the product definition, assumptions and limitations considered while forecasting the market.*

## 2 Research Methodology

- 2.1 Data Mining
- 2.2 Secondary Research
- 2.3 Primary Research
- 2.4 Subject Matter Expert Advice
- 2.5 Quality Check
- 2.6 Final Review
- 2.7 Data Triangulation
- 2.8 Bottom-Up Approach
- 2.9 Top-Down Approach
- 2.10 Research Flow
- 2.11 Key Insights from Industry Experts
- 2.12 Data Sources

*\*This section highlights the detailed research methodology adopted while estimating the overall market helping clients understand the overall approach for market sizing.*

## 3 Executive Summary

- 3.1 Market Overview
- 3.2 Absolute Market Opportunity
- 3.3 Market Attractiveness
- 3.4 Global Bluetooth Mesh Market Geographical Analysis (CAGR %)
- 3.5 Global Bluetooth Mesh Market by Type USD Million
- 3.6 Global Bluetooth Mesh Market by Application USD Million
- 3.7 Future Market Opportunities
- 3.8 Product Lifeline

## What's included

Executive Summary

Full Report PDF

Infographic Overview

Quantitative Analysis

Interactive Dashboard

Key Profiles

## Did you know?

This report is part of our research, to provide you with a more holistic view of this market.

By using our high-rated market research experience, we regularly collect and analyze meaningful data. Our research covers numerous factors and assists organizations in understanding the emerging trends.

*\*This section covers comprehensive summary of the global market giving some quick pointers for corporate presentations.*

- 4 Global Bluetooth Mesh Market Outlook
  - 4.1 Global Bluetooth Mesh Market Evolution
  - 4.2 Market Drivers
    - 4.2.1 Driver 1
    - 4.2.2 Driver 2
  - 4.3 Market Restraints
    - 4.3.1 Restraint 1
    - 4.3.2 Restraint 2
  - 4.4 Market Opportunities
    - 4.4.1 Opportunity 1
    - 4.4.2 Opportunity 2
  - 4.5 Market Trends
    - 4.5.1 Trend 1
    - 4.5.2 Trend 2
  - 4.6 Porter's Five Forces Analysis
  - 4.7 Value Chain Analysis
  - 4.8 Pricing Analysis
  - 4.9 Macroeconomic Analysis

*\*This section highlights the major growth factors, market restraints, white spaces, market dynamics, Value Chain Analysis, Porter's Five Forces Analysis, Pricing Analysis and Macroeconomic Analysis.*

- 5 Global Bluetooth Mesh Market by Type
  - 5.1 Overview
  - 5.2 Wired Smart Bluetooth Gateway
  - 5.3 Wireless Smart Bluetooth Gateway
- 6 Global Bluetooth Mesh Market by Application
  - 6.1 Overview
  - 6.2 Smart Home
  - 6.3 Smart Security
  - 6.4 Smart Wearable
  - 6.5 Smart Agriculture
  - 6.6 Smart Supermarket
  - 6.7 Other
- 7 Global Bluetooth Mesh Market by Geography
  - 7.1 Overview
  - 7.2 North America Market Estimates & Forecast 2022 - 2031 (USD Million)

- 7.2.1 U.S.
- 7.2.2 Canada
- 7.2.3 Mexico
- 7.3 Europe Market Estimates & Forecast 2022 - 2031 (USD Million)
  - 7.3.1 Germany
  - 7.3.2 United Kingdom
  - 7.3.3 France
  - 7.3.4 Italy
  - 7.3.5 Spain
  - 7.3.6 Rest of Europe
- 7.4 Asia Pacific Market Estimates & Forecast 2022 - 2031 (USD Million)
  - 7.4.1 China
  - 7.4.2 India
  - 7.4.3 Japan
  - 7.4.4 Rest of Asia Pacific
- 7.5 Latin America Market Estimates & Forecast 2022 - 2031 (USD Million)
  - 7.5.1 Brazil
  - 7.5.2 Argentina
  - 7.5.3 Rest of Latin America
- 7.6 Middle East and Africa Market Estimates & Forecast 2022 - 2031 (USD Million)
  - 7.6.1 Saudi Arabia
  - 7.6.2 UAE
  - 7.6.3 South Africa
  - 7.6.4 Rest of MEA

*This segment cover a global market analysis, examining key regions that are further broken down into their principal contributing countries.*

## 8 Competitive Landscape

- 8.1 Overview
- 8.2 Key Development Strategies
- 8.3 Company Market Ranking
- 8.4 Company Regional Footprint
- 8.5 Company Industry Footprint
- 8.6 ACE Matrix

*This segment encompasses an analysis of competitors, considering revenue tiers, a singular perspective on portfolio across industry segments, and their respective market positions.*

## 9 Company Profiles

- 9.1 Introduction

## 9.2 MOES

- 9.2.1 Company Overview
- 9.2.2 Company Key Facts
- 9.2.3 Business Breakdown
- 9.2.4 Product Benchmarking
- 9.2.5 Key Developments
- 9.2.6 Winning Imperatives\*
- 9.2.7 Current Focus & Strategies\*
- 9.2.8 Threat from Competitors\*
- 9.2.9 SWOT Analysis\*

## 9.3 MOKOSmart

## 9.4 Lansitec

## 9.5 Yourlite

## 9.6 Dusun

## 9.7 Kogan Mobile Operations Pty Ltd

## 9.8 Rigado

## 9.9 LTIMindtree

## 9.10 TUYA

## 9.11 Xiaomi

*\*This data will be provided for Top 3 market players\**

*This section highlights the key competitors in the market, with a focus on presenting an in-depth analysis into their product offerings, profitability, footprint and a detailed strategy overview for top market participants.*

## 10 Verified Market Intelligence

### 10.1 About Verified Market Intelligence

### 10.2 Dynamic Data Visualization

#### 10.2.1 Country Vs Segment Analysis

#### 10.2.2 Market Overview by Geography

#### 10.2.3 Regional Level Overview

## 11 Report FAQs

11.1 How do I trust your report quality/data accuracy?

11.2 My research requirement is very specific, can I customize this report?

11.3 I have a predefined budget. Can I buy chapters/sections of this report?

11.4 How do you arrive at these market numbers?

11.5 Who are your clients?

11.6 How will I receive this report?



# 1 Introduction

## 1.1 Market Definition

Based on the understanding of requirements, we conducted secondary research to identify the Component specifications, Component types, qualitative and quantitative data along with the factors responsible for the growth of IoT Market. The secondary sources referred for the study include press

Based on the understanding of requirements, we conducted secondary research to identify the Component specifications, Component types, qualitative and quantitative data along with the factors responsible for the growth of IoT Market. The secondary sources referred for the study include press

Based on the understanding of requirements, we conducted secondary research to identify the Component specifications, Component types, qualitative and quantitative data along with the factors responsible for the growth of IoT Market. The secondary sources referred for the study include press

## 1.2 Market Segmentation

|                       |  |
|-----------------------|--|
| <b>By Type</b>        | <ul style="list-style-type: none"><li>- Wired Smart Bluetooth Gateway</li><li>- Wireless Smart Bluetooth Gateway</li></ul>   |
| <b>By Application</b> | <ul style="list-style-type: none"><li>- Smart Home</li><li>- Smart Security</li><li>- Smart Wearable</li><li>- Smart Agriculture</li><li>- Smart Supermarket</li><li>- Other</li></ul> |

Based on the understanding of requirements, we conducted secondary research to identify the Component specifications, Component types, qualitative and quantitative data along with the factors responsible for the growth of IoT Market. The secondary sources referred for the study include press

**Global Bluetooth Mesh Market** is segmented on the basis of **Type, Application and Geography**. On the basis of Geography, the market has been segmented into North America, Europe, Asia Pacific, Latin America, Middle East and Africa.

Based on the understanding of requirements, we conducted secondary research to identify the Component specifications, Component types, qualitative and quantitative data along with the factors responsible for the growth of IoT Market. The secondary sources referred for the study include press

**North America** is further segmented into U.S., Canada, Mexico.

**Europe** is further segmented into Germany, United Kingdom, France, Italy, Spain, Rest of Europe.

**Asia Pacific** is further segmented into China, India, Japan, Rest of Asia Pacific.

**Latin America** is further segmented into Brazil, Argentina, Rest of Latin America.

**Middle East and Africa** is further segmented into Saudi Arabia, UAE, South Africa, Rest of MEA.

## 1.3 Research Timeline



**2022**

**Historical year**



**2023**

**Base year**



**2024**

**Estimated year**



**2025-2031**

**Projected years**

## 1.4 Assumptions

| PARAMETERS         | ASSUMPTIONS   |
|--------------------|---|
| ECONOMIC STABILITY | <p>It is anticipated that a favorable economic environment will persist until 2031.</p> <p>The projected expansion of the economy is expected to draw in major companies to the market, leading to an uptick in expenditure.</p>                                  |
| EXCHANGE RATE      | <p>The average USD exchange rates for all foreign currencies have been taken into account as of 2023.</p> <p>Verified Market Research assumes that the fluctuations in the value of the USD are not expected to have a significant impact on the projections.</p> |
| PRICING TREND      | <p>Inflation was considered for pricing. The values are rounded off at a subsequent levels.</p> <p>Prices have been varied during the forecast period.</p>  |

## 1.5 Limitations

| PARAMETERS              | LIMITATIONS   |
|-------------------------|---|
| PRIMARIES BY KEY PLAYER | Quantitative information for certain market segments is treated as confidential by industry players. Therefore, for these sub-segments, the market size has been determined using qualitative insights obtained during the study.   |
| PRIMARIES BY REGION     | In instances where there is a limited number of industry experts available, the regional market size is calculated based on weightages assigned to these markets, considering qualitative insights from industry experts and prevailing market trends.                    |
| COMPANY REVENUE         | Some companies within the market are privately owned, and their revenue information is not publicly available. Consequently, the revenues of these companies are not incorporated. However, in such cases, paid platforms like D&B Hoovers, Factiva, etc. were consulted. |
| COMPANY DEVELOPMENTS    | Developments of companies that are not disclosed in the public domain are excluded from the report.   |

# 2 Research Methodology

---

## 2.1 Data Mining

The research on the **Global Bluetooth Mesh Market** was conducted in five stages, including secondary research, primary research, subject matter expert advice, quality check, and final review. The comprehensive process adopted to create authentic and dynamic research reports is outlined as follows:

Based on the understanding of requirements, we conducted secondary research to identify the component specifications, component types, qualitative and quantitative data along with the factors responsible for the growth of IoT Market. The secondary sources referred for the study include press

## 2.2 Secondary Research

In line with the research requirements, we initiated secondary research to identify industry specifications, platforms, and both qualitative and quantitative data influencing the growth of the Global Bluetooth Mesh Market. The secondary sources utilized for the study encompassed press releases, company annual reports, and industry-related research papers.

Additionally, industry magazines, trade journals, websites with industry specifications, and associations were consulted to gather precise data on business expansion opportunities within the Global Bluetooth Mesh Market. Quantitative and qualitative data were also sourced from paid databases, including Experian PLC, Bloomberg, S&P Capital IQ, Morningstar, Thomson Reuters Eikon and D&B Hoovers enhancing the depth of the technical study.

## 2.3 Primary Research

The insights gained from secondary research at the primary level were validated through primary research. Engagement with various industry experts involved telephonic interviews, email questionnaires, and, in some instances, face-to-face interactions. The secondary data collected was cross-verified by industry participants such as platform managers, marketing managers, VPs, CEOs, purchasing managers, and subject matter experts.

Interviews with these participants facilitated the validation of research findings, providing first-hand data on factors like market size, growth, regional and market trends, and industry competition. This validation ensures the authenticity and precision of our research findings, aiding clients in their decision-making process.

## 2.4 Subject Matter Expert Advice

The key findings from secondary and primary research were further validated by in-house subject matter experts with extensive experience in the market research industry. The experts reviewed client-specific requirements to ensure the completion of the market study. Their input guided the analyst in presenting data in a manner easily understood by our customers.

## 2.5 Quality Check

The research team's analysis underwent a thorough quality check to ensure the accuracy of the provided data aligns with client requirements. This revision process occurred in two phases to guarantee the authenticity of the data and minimize errors in the report.

## 2.6 Final Review

Following the quality check, a final review of the report was conducted to assess presentation, formatting, and to confirm that all client requirements were addressed. The subsequent phase involves dispatching the finalized report to the client.

Based on the understanding of requirements, we conducted secondary research to identify the Component specifications, Component types, qualitative and quantitative data along with the factors responsible for the growth of XYZ Market. The secondary sources referred for the study include press

## 2.7 Data Triangulation



Based on the understanding of requirements, we conducted secondary research to identify the Component specifications, Component types, qualitative and quantitative data along with the factors responsible for the growth of XYZ Market. The secondary sources referred for the study include press

Based on the understanding of requirements, we conducted secondary research to identify the Component specifications, Component types, qualitative and quantitative data along with the factors responsible for the growth of XYZ Market. The secondary sources referred for the study include press

## 2.8 Bottom Up Approach

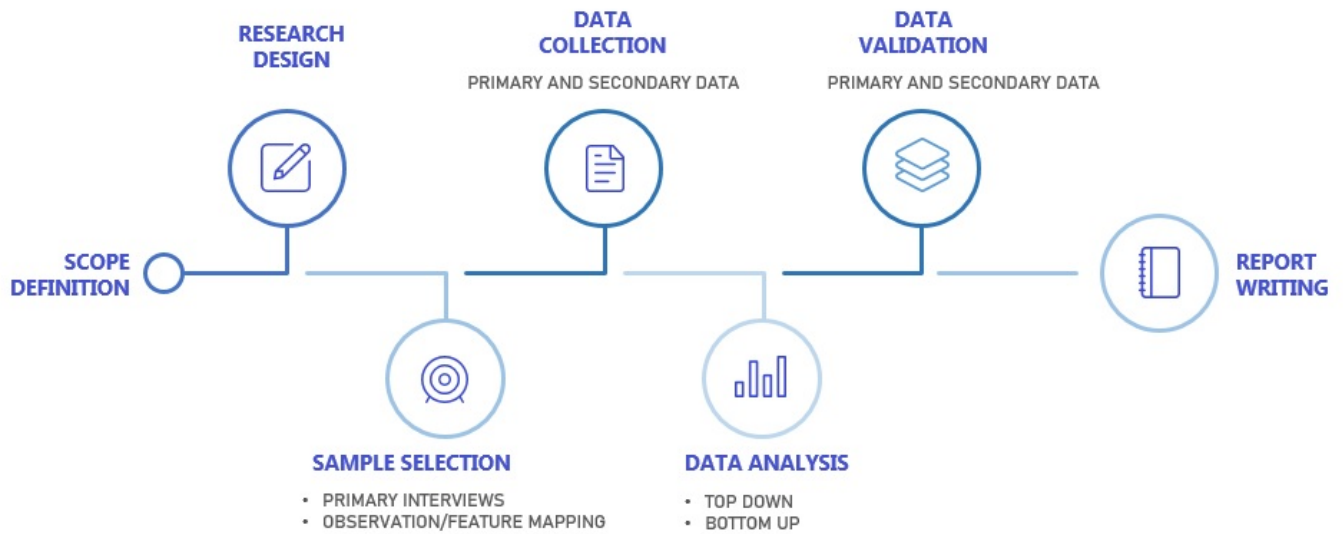


## 2.9 Top Down Approach

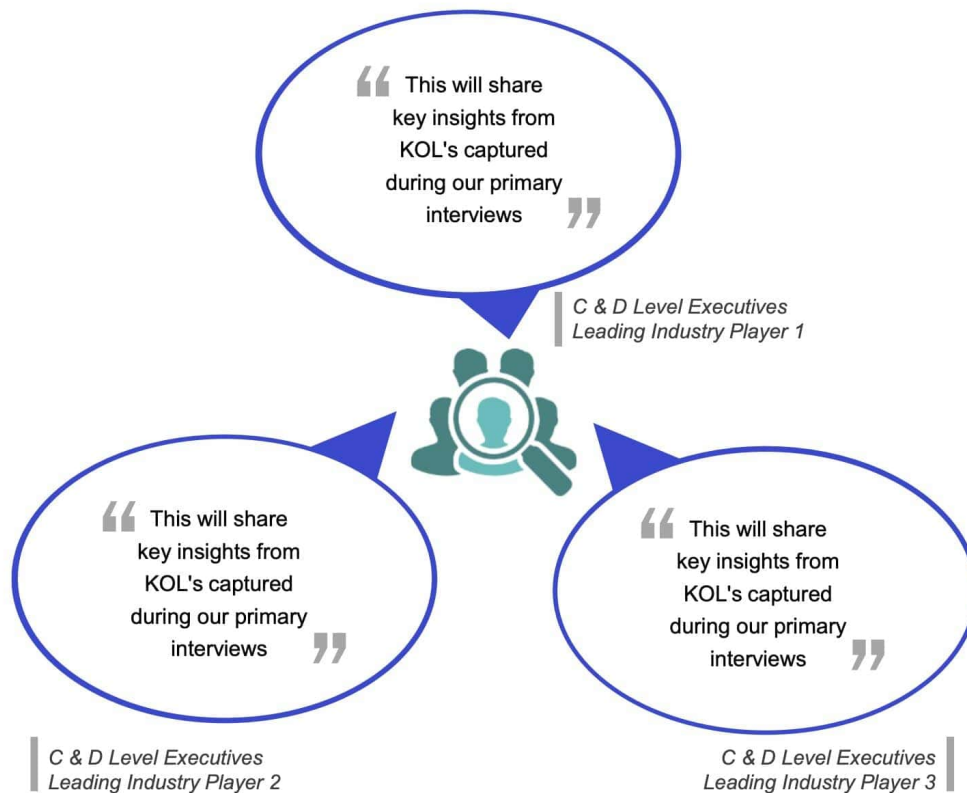


Based on the understanding of requirements, we conducted secondary research to identify the Component specifications, Component types, qualitative and quantitative data along with the factors responsible for the growth of IoT Market. The secondary sources referred for the study include press

## 2.10 Research Flow



## 2.11 Key Insights from Industry Experts



Based on the understanding of requirements, we conducted secondary research to identify the Component specifications, Component types, qualitative and quantitative data along with the factors responsible for the growth of xXZ Market. The secondary sources referred for the study include press

## 2.12 DATA SOURCES

| PARAMETERS  | SOURCES   |
|---|---|
| MARKET SIZE (VALUE)                                     | <ul style="list-style-type: none"> <li>• Company Financials</li> <li>• Magazines</li> <li>• Journals</li> <li>• Press Releases</li> <li>• Paid Databases, and</li> <li>• VMR Data Repository</li> </ul> |
| REVENUE OF COMPANIES                                    | <ul style="list-style-type: none"> <li>• Annual Reports</li> <li>• Company Websites</li> <li>• Public Databases, and</li> <li>• VMR Data Repository</li> </ul>  |
| QUALITATIVE INFORMATION (MARKET DYNAMICS MARKET TRENDS) | <ul style="list-style-type: none"> <li>• Company Websites</li> <li>• Annual Reports</li> <li>• Press Releases, and</li> <li>• VMR Data Repository</li> </ul>  |

# 3 Executive Summary


## 3.1 Market Overview

Based on the understanding of requirements, we conducted secondary research to identify the Component specifications, Component types, qualitative and quantitative data along with the factors responsible for the growth of IoT Market. The secondary sources referred for the study include press

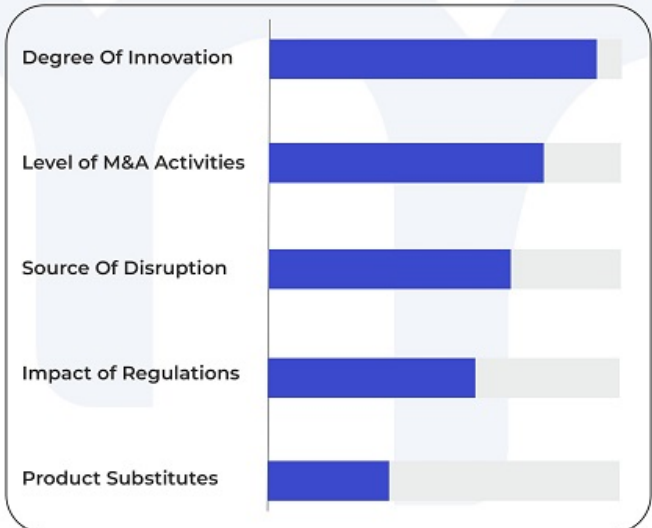
Based on the understanding of requirements, we conducted secondary research to identify the Component specifications, Component types, qualitative and quantitative data along with the factors responsible for the growth of IoT Market. The secondary sources referred for the study include press



Market Facts Market Size, USD Million



Market Characteristics Market Attributes



Key Market Players

- Company 1
- Company 2
- Company 3
- Company 4
- Company 5
- Company 6
- Company 7
- Company 8
- Company 9
- Company 10
- Company 11
- Company 12

© www.verifiedmarketresearch.com

Based on the understanding of requirements, we conducted secondary research to identify the Component specifications, Component types, qualitative and quantitative data along with the factors responsible for the growth of IoT Market. The secondary sources referred for the study include press

Based on the understanding of requirements, we conducted secondary research to identify the Component specifications, Component types, qualitative and quantitative data along with the factors responsible for the growth of IoT Market. The secondary sources referred for the study include press

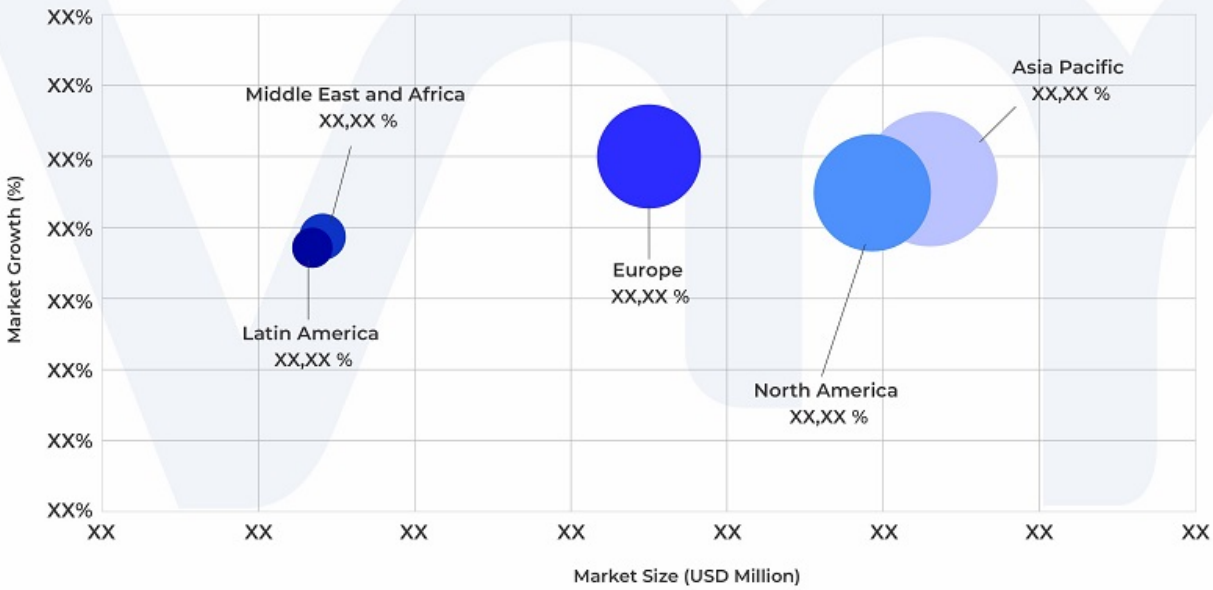
## 3.2 Global Bluetooth Mesh Market Opportunity





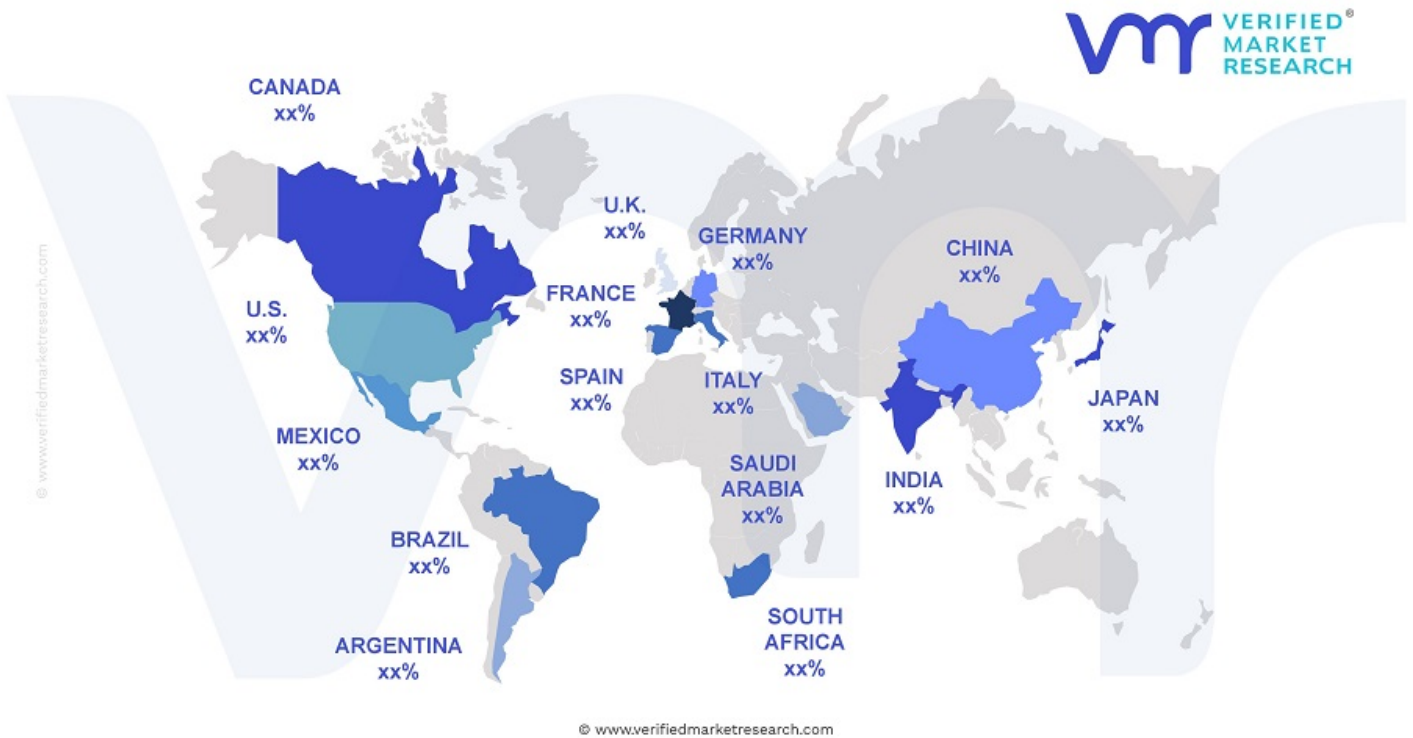
\*Absolute \$ Opportunity represents the potential of the market between 2024 and 2031. Calculation is done by adding the incremental growth of all years shown in teal color. On the other hand, Incremental \$ Opportunity represents revenue growth in a specific year than the previous.

### 3.3 Global Bluetooth Mesh Market Attractiveness



Based on the understanding of requirements, we conducted secondary research to identify the Component specifications, Component types, qualitative and quantitative data along with the factors responsible for the growth of xx2 Market. The secondary sources referred for the study include press

### 3.4 Global Bluetooth Mesh Market by Geography (CAGR %)



Based on the understanding of requirements, we conducted secondary research to identify the Component specifications, Component types, qualitative and quantitative data along with the factors responsible for the growth of xx2 Market. The secondary sources referred for the study include press

Based on the understanding of requirements, we conducted secondary research to identify the Component specifications, Component types, qualitative and quantitative data along with the factors responsible for the growth of xx2 Market. The secondary sources referred for the study include press

### 3.5 Global Bluetooth Mesh Market by Type

Based on the understanding of requirements, we conducted secondary research to identify the Component specifications, Component types, qualitative and quantitative data along with the factors responsible for the growth of IoT Market. The secondary sources referred for the study include press



**Global Bluetooth Mesh Market by Type (2024 VS 2031)**

XXXXXXXXX accounted for the largest market share of XX% in 2023, with a market value of USD XXX Million and is projected to grow at the highest CAGR of XX% during the forecast period. XXXXXXXXX was the second-largest market in 2023, valued at USD XXX Million in 2023 and it is projected to grow at a CAGR of XX%.

Based on the understanding of requirements, we conducted secondary research to identify the Component specifications, Component types, qualitative and quantitative data along with the factors responsible for the growth of IoT Market. The secondary sources referred for the study include press

### 3.6 Global Bluetooth Mesh Market by Application

Based on the understanding of requirements, we conducted secondary research to identify the Component specifications, Component types, qualitative and quantitative data along with the factors responsible for the growth of IoT Market. The secondary sources referred for the study include press



**Global Bluetooth Mesh Market by Application (2024 VS 2031)**

XXXXXXXXX accounted for the largest market share of XX% in 2023, with a market value of USD XXX Million and is projected to grow at the highest CAGR of XX% during the forecast period. XXXXXXXXX was the second-largest market in 2023, valued at USD XXX Million in 2023 and it is projected to grow at a CAGR of XX%.

Based on the understanding of requirements, we conducted secondary research to identify the Component specifications, Component types, qualitative and quantitative data along with the factors responsible for the growth of IoT Market. The secondary sources referred for the study include press



# 4 Global Bluetooth Mesh Market Outlook

## 4.1 Market Evolution



### DRIVERS

- ▶ XXXXXXXXXXXXXXXXXXXX
- ▶ XXXXXXXXXXXXXXXXXXXX
- ▶ XXXXXXXXXXXXXXXXXXXX
- ▶ XXXXXXXXXXXXXXXXXXXX

### OPPORTUNITIES

- ▶ XXXXXXXXXXXXXXXXXXXX
- ▶ XXXXXXXXXXXXXXXXXXXX
- ▶ XXXXXXXXXXXXXXXXXXXX
- ▶ XXXXXXXXXXXXXXXXXXXX



### RESTRAINTS

- ▶ XXXXXXXXXXXXXXXXXXXX
- ▶ XXXXXXXXXXXXXXXXXXXX
- ▶ XXXXXXXXXXXXXXXXXXXX
- ▶ XXXXXXXXXXXXXXXXXXXX

### TRENDS

- ▶ XXXXXXXXXXXXXXXXXXXX
- ▶ XXXXXXXXXXXXXXXXXXXX
- ▶ XXXXXXXXXXXXXXXXXXXX
- ▶ XXXXXXXXXXXXXXXXXXXX

Based on the understanding of requirements, we conducted secondary research to identify the Component specifications, Component types, qualitative and quantitative data along with the factors responsible for the growth of IoT Market. The secondary sources referred for the study include press

## 4.2 Market Drivers

### 4.2.1 Driver 1

Based on the understanding of requirements, we conducted secondary research to identify the Component specifications, Component types, qualitative and quantitative data along with the factors responsible for the growth of IoT Market. The secondary sources referred for the study include press

### 4.2.2 Driver 2

Based on the understanding of requirements, we conducted secondary research to identify the Component specifications, Component types, qualitative and quantitative data along with the factors responsible for the growth of IoT Market. The secondary sources referred for the study include press



## 4.3 Market Restraints

### 4.3.1 Restraint 1

Based on the understanding of requirements, we conducted secondary research to identify the Component specifications, Component types, qualitative and quantitative data along with the factors responsible for the growth of xix2 Market. The secondary sources referred for the study include press

### 4.3.2 Restraint 2

Based on the understanding of requirements, we conducted secondary research to identify the Component specifications, Component types, qualitative and quantitative data along with the factors responsible for the growth of xix2 Market. The secondary sources referred for the study include press

## 4.4 Market Opportunities

### 4.4.1 Opportunity 1

Based on the understanding of requirements, we conducted secondary research to identify the Component specifications, Component types, qualitative and quantitative data along with the factors responsible for the growth of xix2 Market. The secondary sources referred for the study include press

Based on the understanding of requirements, we conducted secondary research to identify the Component specifications, Component types, qualitative and quantitative data along with the factors responsible for the growth of xix2 Market. The secondary sources referred for the study include press

### 4.4.2 Opportunity 2

Based on the understanding of requirements, we conducted secondary research to identify the Component specifications, Component types, qualitative and quantitative data along with the factors responsible for the growth of xix2 Market. The secondary sources referred for the study include press

Based on the understanding of requirements, we conducted secondary research to identify the Component specifications, Component types, qualitative and quantitative data along with the factors responsible for the growth of xix2 Market. The secondary sources referred for the study include press

Based on the understanding of requirements, we conducted secondary research to identify the Component specifications, Component types, qualitative and quantitative data along with the factors responsible for the growth of xix2 Market. The secondary sources referred for the study include press

## 4.5 Market Trends

### 4.5.1 Trend 1

Based on the understanding of requirements, we conducted secondary research to identify the Component specifications, Component types, qualitative and quantitative data along with the factors responsible for the growth of xxx2 Market. The secondary sources referred for the study include press

Based on the understanding of requirements, we conducted secondary research to identify the Component specifications, Component types, qualitative and quantitative data along with the factors responsible for the growth of xxx2 Market. The secondary sources referred for the study include press

### 4.5.2 Trend 2

Based on the understanding of requirements, we conducted secondary research to identify the Component specifications, Component types, qualitative and quantitative data along with the factors responsible for the growth of xxx2 Market. The secondary sources referred for the study include press

## 4.6 Porter's Five Forces Analysis



© www.verifiedmarketresearch.com

Based on the understanding of requirements, we conducted secondary research to identify the Component specifications, Component types, qualitative and quantitative data along with the factors responsible for the growth of xxx2 Market. The secondary sources referred for the study include press

Based on the understanding of requirements, we conducted secondary research to identify the Component specifications, Component types, qualitative and quantitative data along with the factors responsible for the growth of XxZ Market. The secondary sources referred for the study include press

#### 4.6.1 Bargaining Power of Suppliers

Based on the understanding of requirements, we conducted secondary research to identify the Component specifications, Component types, qualitative and quantitative data along with the factors responsible for the growth of XxZ Market. The secondary sources referred for the study include press

Based on the understanding of requirements, we conducted secondary research to identify the Component specifications, Component types, qualitative and quantitative data along with the factors responsible for the growth of XxZ Market. The secondary sources referred for the study include press

#### 4.6.2 Bargaining Power of Buyers

Based on the understanding of requirements, we conducted secondary research to identify the Component specifications, Component types, qualitative and quantitative data along with the factors responsible for the growth of XxZ Market. The secondary sources referred for the study include press

Based on the understanding of requirements, we conducted secondary research to identify the Component specifications, Component types, qualitative and quantitative data along with the factors responsible for the growth of XxZ Market. The secondary sources referred for the study include press

#### 4.6.3 Threat of Substitutes

Based on the understanding of requirements, we conducted secondary research to identify the Component specifications, Component types, qualitative and quantitative data along with the factors responsible for the growth of XxZ Market. The secondary sources referred for the study include press

Based on the understanding of requirements, we conducted secondary research to identify the Component specifications, Component types, qualitative and quantitative data along with the factors responsible for the growth of XxZ Market. The secondary sources referred for the study include press

#### 4.6.4 Threat of New Entrants

Based on the understanding of requirements, we conducted secondary research to identify the Component specifications, Component types, qualitative and quantitative data along with the factors responsible for the growth of XxZ Market. The secondary sources referred for the study include press

Based on the understanding of requirements, we conducted secondary research to identify the Component specifications, Component types, qualitative and quantitative data along with the factors responsible for the growth of Xx2 Market. The secondary sources referred for the study include press

### 4.6.5 Competitive Rivalry

Based on the understanding of requirements, we conducted secondary research to identify the Component specifications, Component types, qualitative and quantitative data along with the factors responsible for the growth of Xx2 Market. The secondary sources referred for the study include press

Based on the understanding of requirements, we conducted secondary research to identify the Component specifications, Component types, qualitative and quantitative data along with the factors responsible for the growth of Xx2 Market. The secondary sources referred for the study include press

## 4.7 Value Chain Analysis

Based on the understanding of requirements, we conducted secondary research to identify the Component specifications, Component types, qualitative and quantitative data along with the factors responsible for the growth of Xx2 Market. The secondary sources referred for the study include press



## 4.8 Pricing Analysis



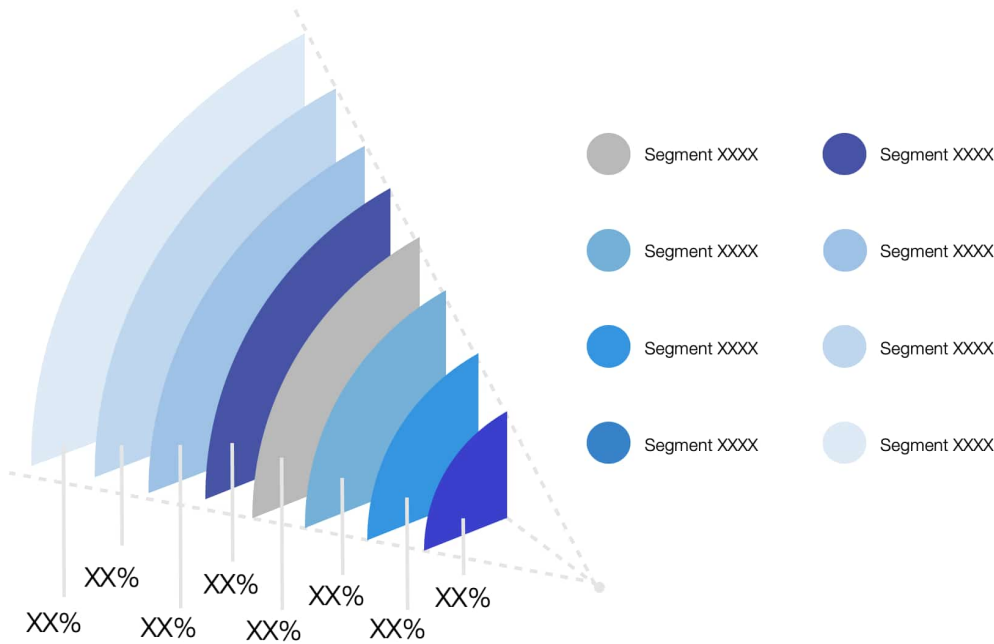
Based on the understanding of requirements, we conducted secondary research to identify the Component specifications, Component types, qualitative and quantitative data along with the factors responsible for the growth of xXZ Market. The secondary sources referred for the study include press

## 4.9 Macro-Economic Analysis

| Region        | Country   | 2020 | 2021 | 2022 | 2023 | 2024 | 2025 | 2026 | 2027 | 2028 | 2029 | 2030 |
|---------------|-----------|------|------|------|------|------|------|------|------|------|------|------|
| North America | US        | XX%  | XX%  | XX%  | XX%  | XX%  | XX%  | XX%  | XX%  | XX%  | XX%  | XX%  |
|               | Canada    | XX%  | XX%  | XX%  | XX%  | XX%  | XX%  | XX%  | XX%  | XX%  | XX%  | XX%  |
|               | Mexico    | XX%  | XX%  | XX%  | XX%  | XX%  | XX%  | XX%  | XX%  | XX%  | XX%  | XX%  |
| Europe        | Germany   | XX%  | XX%  | XX%  | XX%  | XX%  | XX%  | XX%  | XX%  | XX%  | XX%  | XX%  |
|               | UK        | XX%  | XX%  | XX%  | XX%  | XX%  | XX%  | XX%  | XX%  | XX%  | XX%  | XX%  |
|               | Italy     | XX%  | XX%  | XX%  | XX%  | XX%  | XX%  | XX%  | XX%  | XX%  | XX%  | XX%  |
|               | Spain     | XX%  | XX%  | XX%  | XX%  | XX%  | XX%  | XX%  | XX%  | XX%  | XX%  | XX%  |
| Asia Pacific  | China     | XX%  | XX%  | XX%  | XX%  | XX%  | XX%  | XX%  | XX%  | XX%  | XX%  | XX%  |
|               | India     | XX%  | XX%  | XX%  | XX%  | XX%  | XX%  | XX%  | XX%  | XX%  | XX%  | XX%  |
|               | Japan     | XX%  | XX%  | XX%  | XX%  | XX%  | XX%  | XX%  | XX%  | XX%  | XX%  | XX%  |
|               | Indonesia | XX%  | XX%  | XX%  | XX%  | XX%  | XX%  | XX%  | XX%  | XX%  | XX%  | XX%  |
| Latin America | Brazil    | XX%  | XX%  | XX%  | XX%  | XX%  | XX%  | XX%  | XX%  | XX%  | XX%  | XX%  |
|               | Argentina | XX%  | XX%  | XX%  | XX%  | XX%  | XX%  | XX%  | XX%  | XX%  | XX%  | XX%  |

# 5 Global Bluetooth Mesh Market by Type

## 5.1 Overview



Based on the understanding of requirements, we conducted secondary research to identify the Component specifications, Component types, qualitative and quantitative data along with the factors responsible for the growth of XXZ Market. The secondary sources referred for the study include press

Based on the understanding of requirements, we conducted secondary research to identify the Component specifications, Component types, qualitative and quantitative data along with the factors responsible for the growth of XXZ Market. The secondary sources referred for the study include press

**Global Bluetooth Mesh Market by Type 2022 - 2031 (USD Million)**

| Type                             | 2022  | 2023  | 2024  | 2025  | 2031  | CAGR% (2024-2031) |
|----------------------------------|-------|-------|-------|-------|-------|-------------------|
| Wired Smart Bluetooth Gateway    | XX.XX | XX.XX | XX.XX | XX.XX | XX.XX | XX.XX%            |
| Wireless Smart Bluetooth Gateway | XX.XX | XX.XX | XX.XX | XX.XX | XX.XX | XX.XX%            |
| Total                            | XX.XX | XX.XX | XX.XX | XX.XX | XX.XX | XX.XX%            |

## 5.2 Wired Smart Bluetooth Gateway

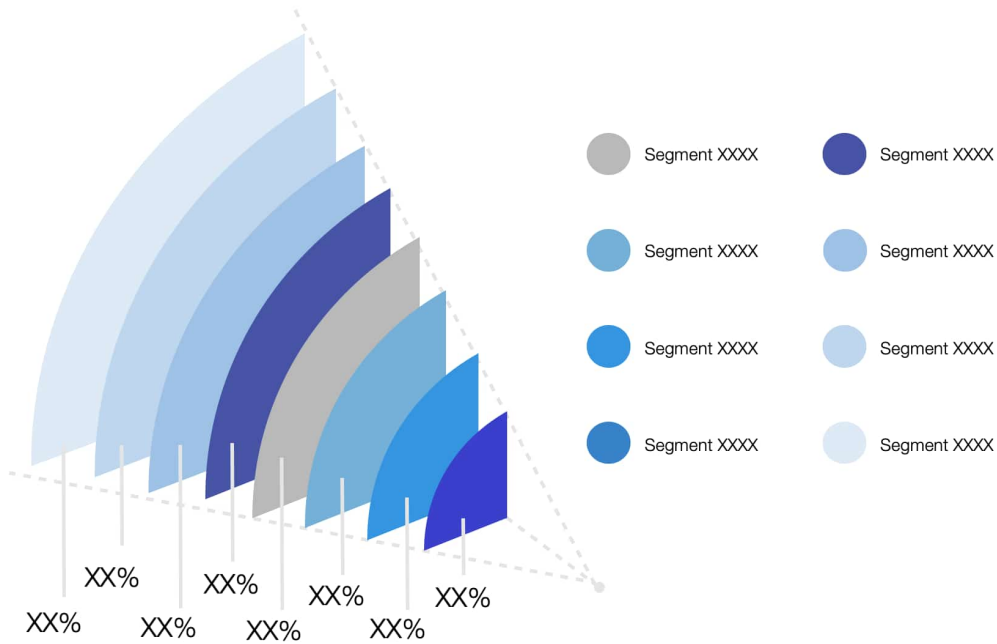
Based on the understanding of requirements, we conducted secondary research to identify the Component specifications, Component types, qualitative and quantitative data along with the factors responsible for the growth of IoT Market. The secondary sources referred for the study include press

### 5.3 Wireless Smart Bluetooth Gateway

Based on the understanding of requirements, we conducted secondary research to identify the Component specifications, Component types, qualitative and quantitative data along with the factors responsible for the growth of IoT Market. The secondary sources referred for the study include press

# 6 Global Bluetooth Mesh Market by Application

## 6.1 Overview



Based on the understanding of requirements, we conducted secondary research to identify the Component specifications, Component types, qualitative and quantitative data along with the factors responsible for the growth of XXZ Market. The secondary sources referred for the study include press

Based on the understanding of requirements, we conducted secondary research to identify the Component specifications, Component types, qualitative and quantitative data along with the factors responsible for the growth of XXZ Market. The secondary sources referred for the study include press

### Global Bluetooth Mesh Market by Application 2022 - 2031 (USD Million)

| Application       | 2022  | 2023  | 2024  | 2025  | 2031  | CAGR% (2024-2031) |
|-------------------|-------|-------|-------|-------|-------|-------------------|
| Smart Home        | XX.XX | XX.XX | XX.XX | XX.XX | XX.XX | XX.XX%            |
| Smart Security    | XX.XX | XX.XX | XX.XX | XX.XX | XX.XX | XX.XX%            |
| Smart Wearable    | XX.XX | XX.XX | XX.XX | XX.XX | XX.XX | XX.XX%            |
| Smart Agriculture | XX.XX | XX.XX | XX.XX | XX.XX | XX.XX | XX.XX%            |
| Smart Supermarket | XX.XX | XX.XX | XX.XX | XX.XX | XX.XX | XX.XX%            |
| Other             | XX.XX | XX.XX | XX.XX | XX.XX | XX.XX | XX.XX%            |
| Total             | XX.XX | XX.XX | XX.XX | XX.XX | XX.XX | XX.XX%            |

## 6.2 Smart Home

Based on the understanding of requirements, we conducted secondary research to identify the Component specifications, Component types, qualitative and quantitative data along with the factors responsible for the growth of IoT Market. The secondary sources referred for the study include press

## 6.3 Smart Security

Based on the understanding of requirements, we conducted secondary research to identify the Component specifications, Component types, qualitative and quantitative data along with the factors responsible for the growth of IoT Market. The secondary sources referred for the study include press

## 6.4 Smart Wearable

Based on the understanding of requirements, we conducted secondary research to identify the Component specifications, Component types, qualitative and quantitative data along with the factors responsible for the growth of IoT Market. The secondary sources referred for the study include press

## 6.5 Smart Agriculture

Based on the understanding of requirements, we conducted secondary research to identify the Component specifications, Component types, qualitative and quantitative data along with the factors responsible for the growth of IoT Market. The secondary sources referred for the study include press

## 6.6 Smart Supermarket

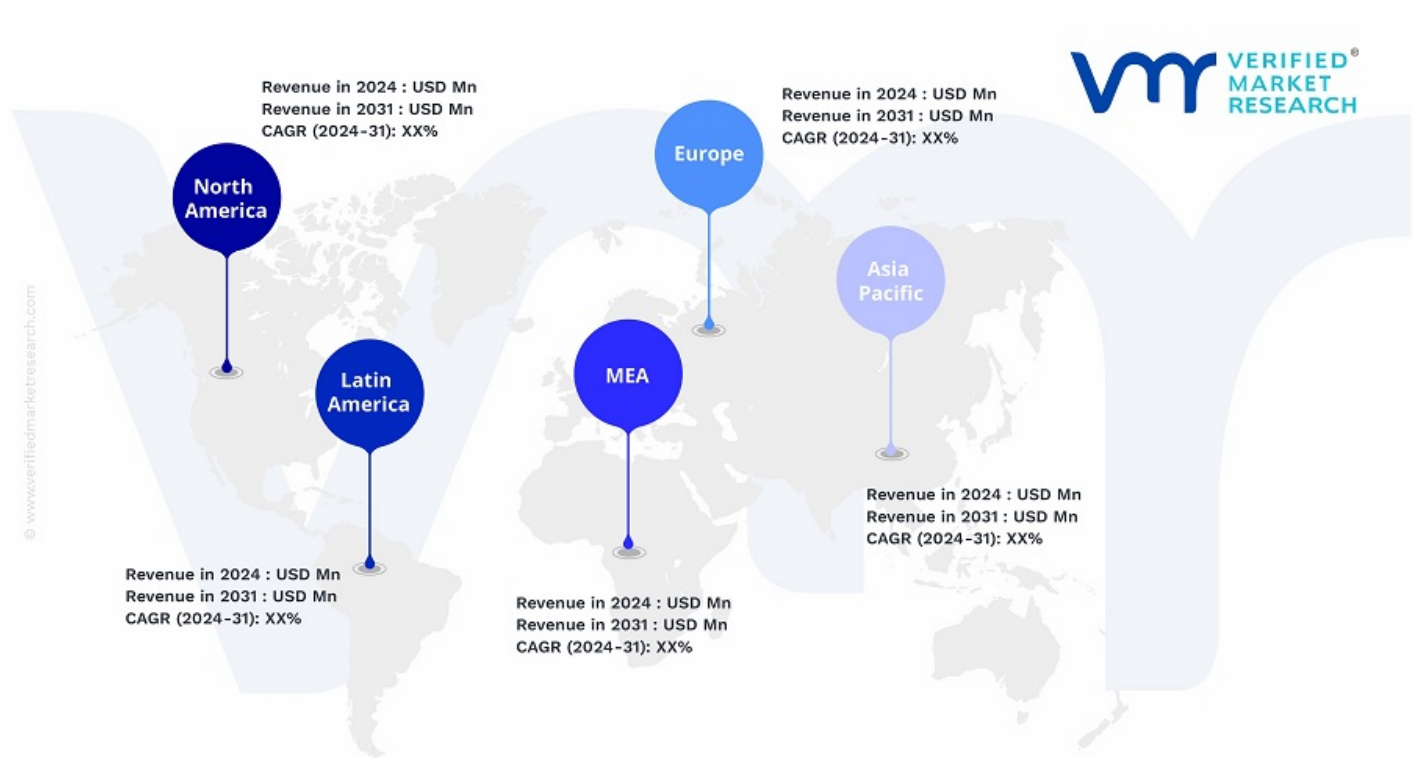
Based on the understanding of requirements, we conducted secondary research to identify the Component specifications, Component types, qualitative and quantitative data along with the factors responsible for the growth of IoT Market. The secondary sources referred for the study include press

## 6.7 Other

Based on the understanding of requirements, we conducted secondary research to identify the Component specifications, Component types, qualitative and quantitative data along with the factors responsible for the growth of IoT Market. The secondary sources referred for the study include press

# 7 Global Bluetooth Mesh Market by Geography

## 7.1 Overview



**Global Bluetooth Mesh Market** is segmented on the basis of geography into :

- North America
- Europe
- Asia-Pacific
- Middle East and Africa
- Latin America

**North America** is further segmented into U.S., Canada, Mexico.

**Europe** is further segmented into Germany, United Kingdom, France, Italy, Spain, Rest of Europe.

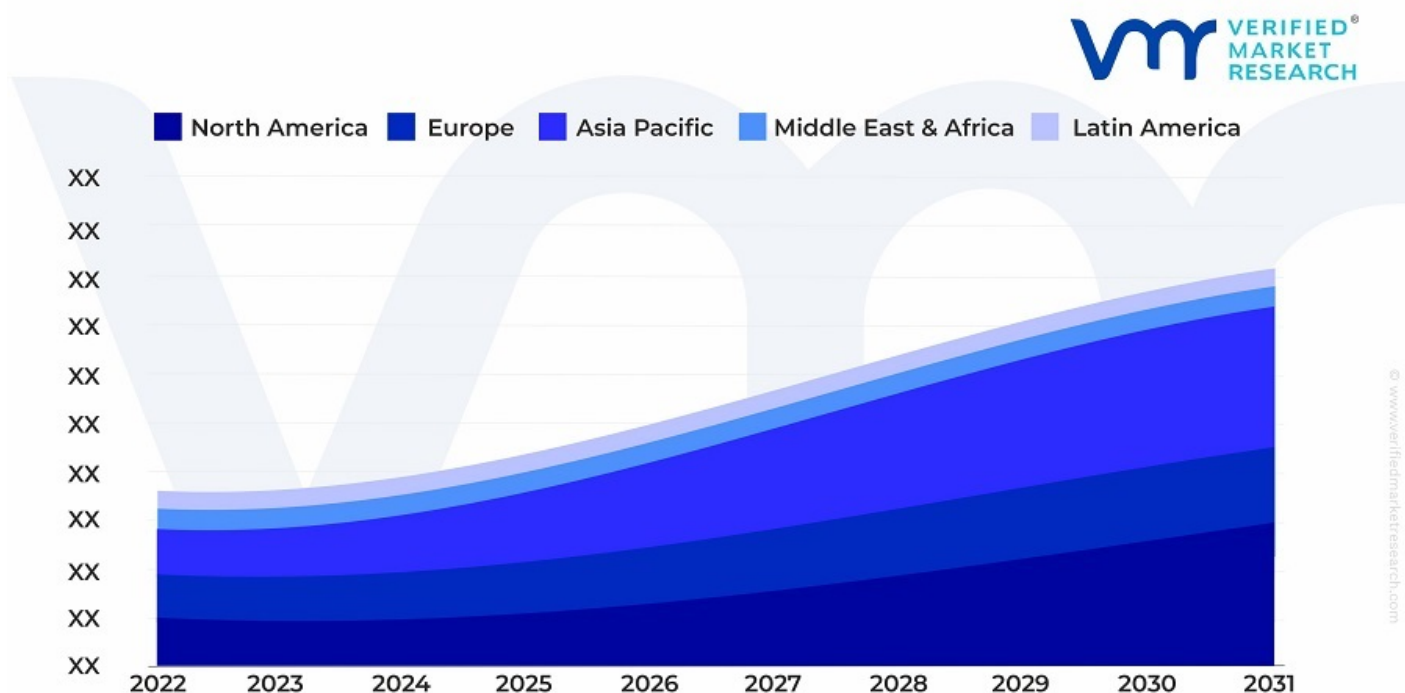
**Asia Pacific** is further segmented into China, India, Japan, Rest of Asia Pacific.

**Latin America** is further segmented into Brazil, Argentina, Rest of Latin America.

**Middle East and Africa** is further segmented into Saudi Arabia, UAE, South Africa, Rest of MEA.

Based on the understanding of requirements, we conducted secondary research to identify the Component specifications, Component types, qualitative and quantitative data along with the factors responsible for the growth of IoT Market. The secondary sources referred for the study include press

## Global Bluetooth Mesh Market by Geography 2022 - 2031



As seen in the above figure, xxx dominated the Global Bluetooth Mesh Market in 2023. This region is driven by xxxxx.

### Global Bluetooth Mesh Market by Region 2022 - 2031 (USD Million)

| REGION               | 2022  | 2023  | 2024  | 2025  | 2031  | CAGR% (2024-2031) |
|----------------------|-------|-------|-------|-------|-------|-------------------|
| North America        | XX.XX | XX.XX | XX.XX | XX.XX | XX.XX | XX.XX%            |
| Europe               | XX.XX | XX.XX | XX.XX | XX.XX | XX.XX | XX.XX%            |
| Asia-Pacific         | XX.XX | XX.XX | XX.XX | XX.XX | XX.XX | XX.XX%            |
| Latin America        | XX.XX | XX.XX | XX.XX | XX.XX | XX.XX | XX.XX%            |
| Middle East & Africa | XX.XX | XX.XX | XX.XX | XX.XX | XX.XX | XX.XX%            |
| Total                | XX.XX | XX.XX | XX.XX | XX.XX | XX.XX | XX.XX%            |

## 7.2 North America

The **North America** market was valued at USD XXX Million in 2023. This region is projected to grow at a CAGR of XX% from 2024 to 2031 to reach USD XXX Million by the end of the forecast period. XXX is projected to grow at the second highest CAGR of XX% from 2024 to 2031.

### NORTH AMERICA



- Accounted for XX.XX% of the Global Market share in 2023
- North America is projected to grow at a CAGR of XX.XX% in the Global Market from 2024 to 2031
- Driver: XXX
- Segment 1 to grow at a CAGR of XX.XX% in North America

| Market Value (USD Million) | 2024-e | 2031-p | CAGR%  |
|----------------------------|--------|--------|--------|
| U.S.                       | XX.XX  | XX.XX  | XX.XX% |
| Canada                     | XX.XX  | XX.XX  | XX.XX% |
| Mexico                     | XX.XX  | XX.XX  | XX.XX% |



© www.verifiedmarketresearch.com

Based on the understanding of requirements, we conducted secondary research to identify the Component specifications, Component types, qualitative and quantitative data along with the factors responsible for the growth of XX2 Market. The secondary sources referred for the study include press

Based on the understanding of requirements, we conducted secondary research to identify the Component specifications, Component types, qualitative and quantitative data along with the factors responsible for the growth of XX2 Market. The secondary sources referred for the study include press

#### North America by Country 2022 - 2031 (USD Million)

| Country | 2022  | 2023  | 2024  | 2025  | 2031  | CAGR% (2024-2031) |
|---------|-------|-------|-------|-------|-------|-------------------|
| U.S.    | XX.XX | XX.XX | XX.XX | XX.XX | XX.XX | XX.XX%            |
| Canada  | XX.XX | XX.XX | XX.XX | XX.XX | XX.XX | XX.XX%            |
| Mexico  | XX.XX | XX.XX | XX.XX | XX.XX | XX.XX | XX.XX%            |
| Total   | XX.XX | XX.XX | XX.XX | XX.XX | XX.XX | XX.XX%            |

Based on the understanding of requirements, we conducted secondary research to identify the Component specifications, Component types, qualitative and quantitative data along with the factors responsible for the growth of XYZ Market. The secondary sources referred for the study include press

The **U.S.** market was valued at USD XXX Million in 2023. This country is projected to grow at a CAGR of XX% from 2024 to 2031 to reach USD XXX Million by the end of the forecast period. XXX is projected to grow at the second highest CAGR of XX% from 2024 to 2031.

Based on the understanding of requirements, we conducted secondary research to identify the Component specifications, Component types, qualitative and quantitative data along with the factors responsible for the growth of XYZ Market. The secondary sources referred for the study include press

### North America Bluetooth Mesh Market by Type 2022 - 2031 (USD Million)

| Type                             | 2022  | 2023  | 2024  | 2025  | 2031  | CAGR% (2024-2031) |
|----------------------------------|-------|-------|-------|-------|-------|-------------------|
| Wired Smart Bluetooth Gateway    | XX.XX | XX.XX | XX.XX | XX.XX | XX.XX | XX.XX%            |
| Wireless Smart Bluetooth Gateway | XX.XX | XX.XX | XX.XX | XX.XX | XX.XX | XX.XX%            |
| Total                            | XX.XX | XX.XX | XX.XX | XX.XX | XX.XX | XX.XX%            |

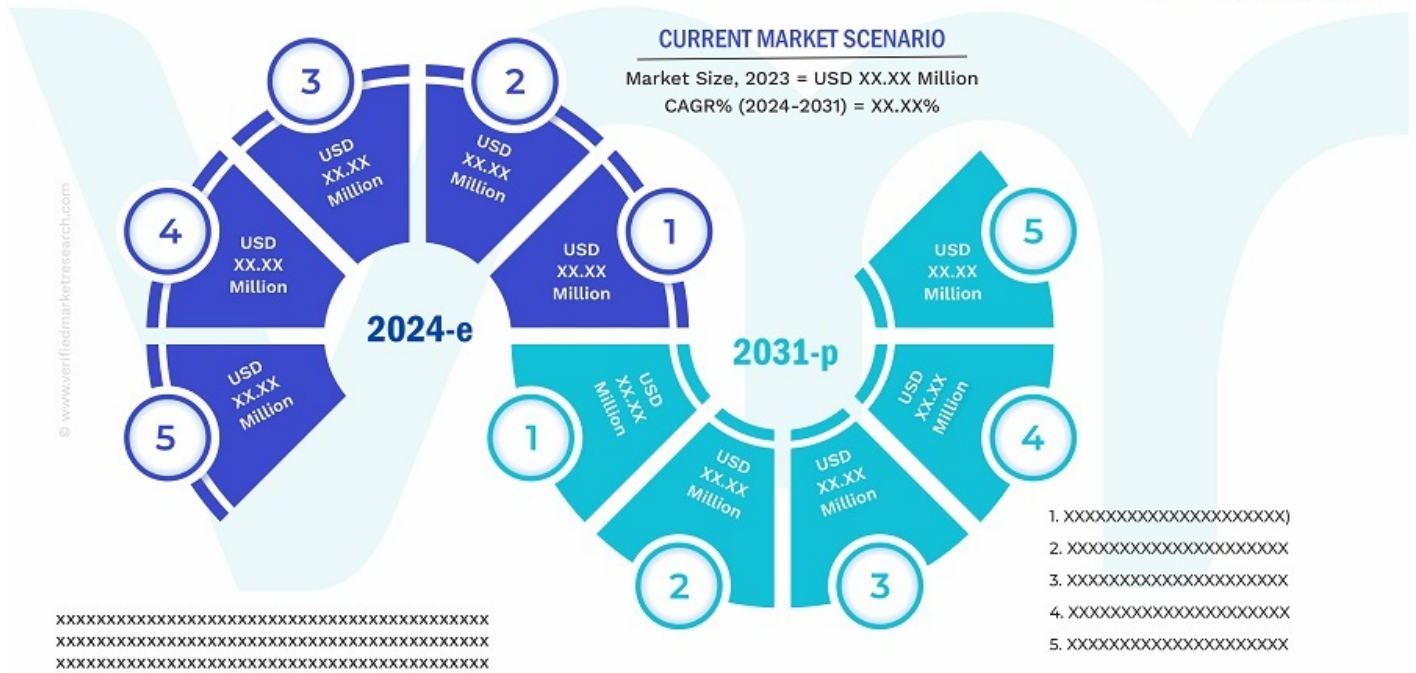
### North America Bluetooth Mesh Market by Application 2022 - 2031 (USD Million)

| Application       | 2022  | 2023  | 2024  | 2025  | 2031  | CAGR% (2024-2031) |
|-------------------|-------|-------|-------|-------|-------|-------------------|
| Smart Home        | XX.XX | XX.XX | XX.XX | XX.XX | XX.XX | XX.XX%            |
| Smart Security    | XX.XX | XX.XX | XX.XX | XX.XX | XX.XX | XX.XX%            |
| Smart Wearable    | XX.XX | XX.XX | XX.XX | XX.XX | XX.XX | XX.XX%            |
| Smart Agriculture | XX.XX | XX.XX | XX.XX | XX.XX | XX.XX | XX.XX%            |
| Smart Supermarket | XX.XX | XX.XX | XX.XX | XX.XX | XX.XX | XX.XX%            |
| Other             | XX.XX | XX.XX | XX.XX | XX.XX | XX.XX | XX.XX%            |
| Total             | XX.XX | XX.XX | XX.XX | XX.XX | XX.XX | XX.XX%            |

## 7.2.1 U.S.

Based on the understanding of requirements, we conducted secondary research to identify the Component specifications, Component types, qualitative and quantitative data along with the factors responsible for the growth of XYZ Market. The secondary sources referred for the study include press

### U.S. Snapshot



### U.S. Bluetooth Mesh Market by Type 2022 - 2031 (USD Million)

| Type                             | 2022         | 2023         | 2024         | 2025         | 2031         | CAGR% (2024-2031) |
|----------------------------------|--------------|--------------|--------------|--------------|--------------|-------------------|
| Wired Smart Bluetooth Gateway    | XX.XX        | XX.XX        | XX.XX        | XX.XX        | XX.XX        | XX.XX%            |
| Wireless Smart Bluetooth Gateway | XX.XX        | XX.XX        | XX.XX        | XX.XX        | XX.XX        | XX.XX%            |
| <b>Total</b>                     | <b>XX.XX</b> | <b>XX.XX</b> | <b>XX.XX</b> | <b>XX.XX</b> | <b>XX.XX</b> | <b>XX.XX%</b>     |

Based on the understanding of requirements, we conducted secondary research to identify the Component specifications, Component types, qualitative and quantitative data along with the factors responsible for the growth of XYZ Market. The secondary sources referred for the study include press

**U.S. Bluetooth Mesh Market  
by Application 2022 - 2031 (USD Million)**

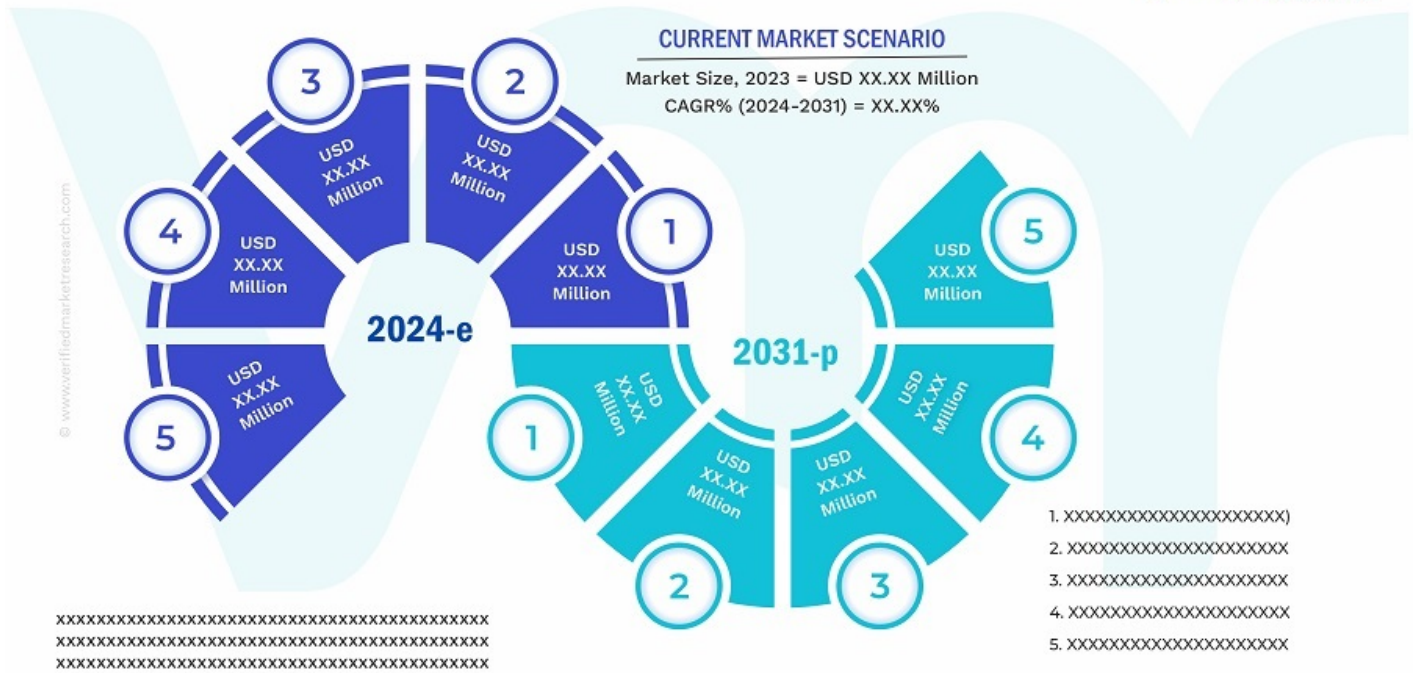
| Application       | 2022  | 2023  | 2024  | 2025  | 2031  | CAGR%<br>(2024-2031) |
|-------------------|-------|-------|-------|-------|-------|----------------------|
| Smart Home        | XX.XX | XX.XX | XX.XX | XX.XX | XX.XX | XX.XX%               |
| Smart Security    | XX.XX | XX.XX | XX.XX | XX.XX | XX.XX | XX.XX%               |
| Smart Wearable    | XX.XX | XX.XX | XX.XX | XX.XX | XX.XX | XX.XX%               |
| Smart Agriculture | XX.XX | XX.XX | XX.XX | XX.XX | XX.XX | XX.XX%               |
| Smart Supermarket | XX.XX | XX.XX | XX.XX | XX.XX | XX.XX | XX.XX%               |
| Other             | XX.XX | XX.XX | XX.XX | XX.XX | XX.XX | XX.XX%               |
| Total             | XX.XX | XX.XX | XX.XX | XX.XX | XX.XX | XX.XX%               |

Based on the understanding of requirements, we conducted secondary research to identify the Component specifications, Component types, qualitative and quantitative data along with the factors responsible for the growth of XYZ Market. The secondary sources referred for the study include press

## 7.2.2 Canada

Based on the understanding of requirements, we conducted secondary research to identify the Component specifications, Component types, qualitative and quantitative data along with the factors responsible for the growth of XYZ Market. The secondary sources referred for the study include press

### Canada Snapshot



### Canada Bluetooth Mesh Market by Type 2022 - 2031 (USD Million)

| Type                             | 2022         | 2023         | 2024         | 2025         | 2031         | CAGR% (2024-2031) |
|----------------------------------|--------------|--------------|--------------|--------------|--------------|-------------------|
| Wired Smart Bluetooth Gateway    | XX.XX        | XX.XX        | XX.XX        | XX.XX        | XX.XX        | XX.XX%            |
| Wireless Smart Bluetooth Gateway | XX.XX        | XX.XX        | XX.XX        | XX.XX        | XX.XX        | XX.XX%            |
| <b>Total</b>                     | <b>XX.XX</b> | <b>XX.XX</b> | <b>XX.XX</b> | <b>XX.XX</b> | <b>XX.XX</b> | <b>XX.XX%</b>     |

Based on the understanding of requirements, we conducted secondary research to identify the Component specifications, Component types, qualitative and quantitative data along with the factors responsible for the growth of XYZ Market. The secondary sources referred for the study include press

**Canada Bluetooth Mesh Market  
by Application 2022 - 2031 (USD Million)**

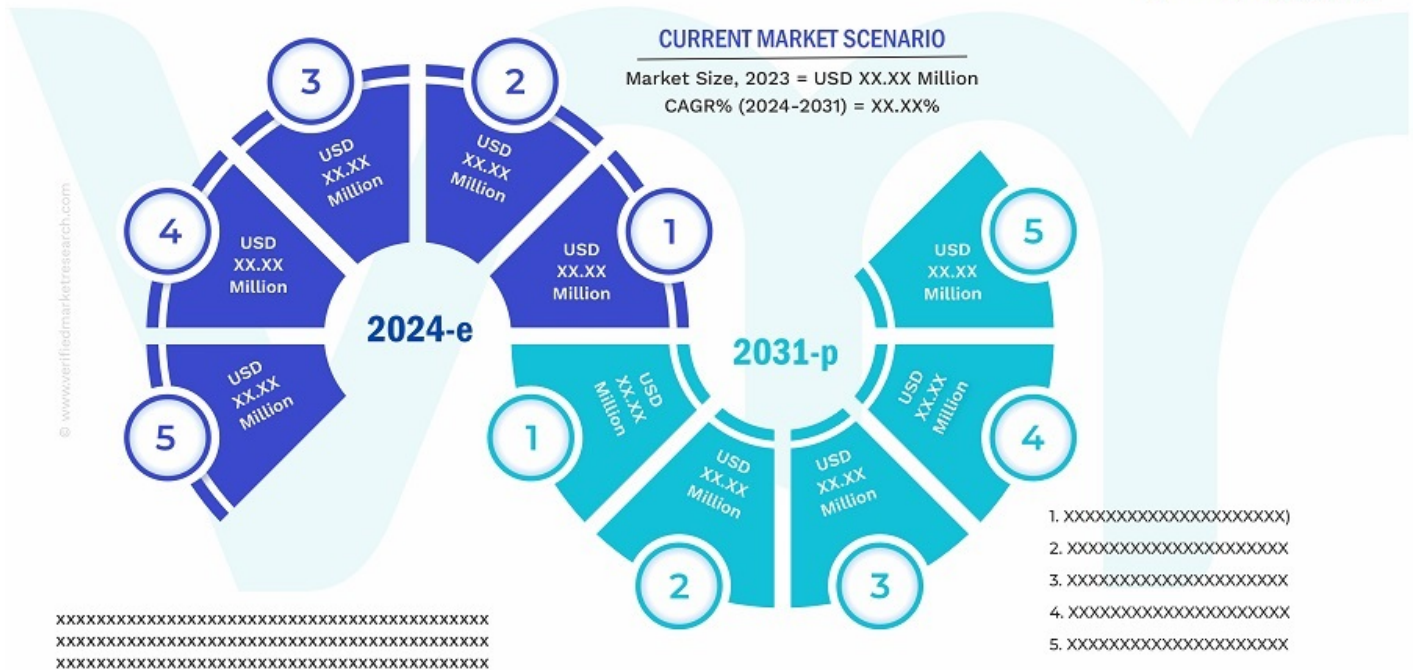
| Application       | 2022  | 2023  | 2024  | 2025  | 2031  | CAGR%<br>(2024-2031) |
|-------------------|-------|-------|-------|-------|-------|----------------------|
| Smart Home        | XX.XX | XX.XX | XX.XX | XX.XX | XX.XX | XX.XX%               |
| Smart Security    | XX.XX | XX.XX | XX.XX | XX.XX | XX.XX | XX.XX%               |
| Smart Wearable    | XX.XX | XX.XX | XX.XX | XX.XX | XX.XX | XX.XX%               |
| Smart Agriculture | XX.XX | XX.XX | XX.XX | XX.XX | XX.XX | XX.XX%               |
| Smart Supermarket | XX.XX | XX.XX | XX.XX | XX.XX | XX.XX | XX.XX%               |
| Other             | XX.XX | XX.XX | XX.XX | XX.XX | XX.XX | XX.XX%               |
| Total             | XX.XX | XX.XX | XX.XX | XX.XX | XX.XX | XX.XX%               |

Based on the understanding of requirements, we conducted secondary research to identify the Component specifications, Component types, qualitative and quantitative data along with the factors responsible for the growth of the Market. The secondary sources referred for the study include press

## 7.2.3 Mexico

Based on the understanding of requirements, we conducted secondary research to identify the Component specifications, Component types, qualitative and quantitative data along with the factors responsible for the growth of IoT Market. The secondary sources referred for the study include press

### Mexico Snapshot



### Mexico Bluetooth Mesh Market by Type 2022 - 2031 (USD Million)

| Type                             | 2022  | 2023  | 2024  | 2025  | 2031  | CAGR% (2024-2031) |
|----------------------------------|-------|-------|-------|-------|-------|-------------------|
| Wired Smart Bluetooth Gateway    | XX.XX | XX.XX | XX.XX | XX.XX | XX.XX | XX.XX%            |
| Wireless Smart Bluetooth Gateway | XX.XX | XX.XX | XX.XX | XX.XX | XX.XX | XX.XX%            |
| Total                            | XX.XX | XX.XX | XX.XX | XX.XX | XX.XX | XX.XX%            |

Based on the understanding of requirements, we conducted secondary research to identify the Component specifications, Component types, qualitative and quantitative data along with the factors responsible for the growth of IoT Market. The secondary sources referred for the study include press

**Mexico Bluetooth Mesh Market  
by Application 2022 - 2031 (USD Million)**

| Application       | 2022  | 2023  | 2024  | 2025  | 2031  | CAGR%<br>(2024-2031) |
|-------------------|-------|-------|-------|-------|-------|----------------------|
| Smart Home        | XX.XX | XX.XX | XX.XX | XX.XX | XX.XX | XX.XX%               |
| Smart Security    | XX.XX | XX.XX | XX.XX | XX.XX | XX.XX | XX.XX%               |
| Smart Wearable    | XX.XX | XX.XX | XX.XX | XX.XX | XX.XX | XX.XX%               |
| Smart Agriculture | XX.XX | XX.XX | XX.XX | XX.XX | XX.XX | XX.XX%               |
| Smart Supermarket | XX.XX | XX.XX | XX.XX | XX.XX | XX.XX | XX.XX%               |
| Other             | XX.XX | XX.XX | XX.XX | XX.XX | XX.XX | XX.XX%               |
| Total             | XX.XX | XX.XX | XX.XX | XX.XX | XX.XX | XX.XX%               |

Based on the understanding of requirements, we conducted secondary research to identify the Component specifications, Component types, qualitative and quantitative data along with the factors responsible for the growth of the Market. The secondary sources referred for the study include press

## 7.3 Europe

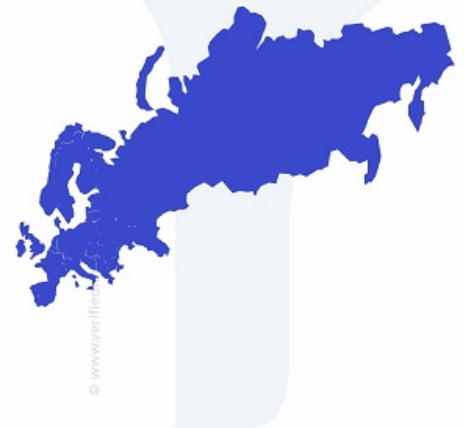
The **Europe** market was valued at USD XXX Million in 2023. This region is projected to grow at a CAGR of XX% from 2024 to 2031 to reach USD XXX Million by the end of the forecast period. XXX is projected to grow at the second highest CAGR of XX% from 2024 to 2031.

### EUROPE



- Accounted for XX.XX% of the Global Market share in 2023
- Europe is projected to grow at a CAGR of XX.XX% in the Global Market from 2024 to 2031
- Driver: XXX
- Segment 1 to grow at a CAGR of XX.XX% in Europe

|                | 2024-e | 2031-p | CAGR%  |
|----------------|--------|--------|--------|
| Germany        | XX.XX  | XX.XX  | XX.XX% |
| U.K.           | XX.XX  | XX.XX  | XX.XX% |
| France         | XX.XX  | XX.XX  | XX.XX% |
| Italy          | XX.XX  | XX.XX  | XX.XX% |
| Spain          | XX.XX  | XX.XX  | XX.XX% |
| Rest Of Europe | XX.XX  | XX.XX  | XX.XX% |



© www.verifiedmarketresearch.com

Based on the understanding of requirements, we conducted secondary research to identify the Component specifications, Component types, qualitative and quantitative data along with the factors responsible for the growth of XX2 Market. The secondary sources referred for the study include press

Based on the understanding of requirements, we conducted secondary research to identify the Component specifications, Component types, qualitative and quantitative data along with the factors responsible for the growth of XX2 Market. The secondary sources referred for the study include press

#### Europe by Country 2022 - 2031 (USD Million)

| Country        | 2022  | 2023  | 2024  | 2025  | 2031  | CAGR% (2024-2031) |
|----------------|-------|-------|-------|-------|-------|-------------------|
| Germany        | XX.XX | XX.XX | XX.XX | XX.XX | XX.XX | XX.XX%            |
| United Kingdom | XX.XX | XX.XX | XX.XX | XX.XX | XX.XX | XX.XX%            |
| France         | XX.XX | XX.XX | XX.XX | XX.XX | XX.XX | XX.XX%            |
| Italy          | XX.XX | XX.XX | XX.XX | XX.XX | XX.XX | XX.XX%            |
| Spain          | XX.XX | XX.XX | XX.XX | XX.XX | XX.XX | XX.XX%            |



|                |       |       |       |       |       |        |
|----------------|-------|-------|-------|-------|-------|--------|
| Rest of Europe | XX.XX | XX.XX | XX.XX | XX.XX | XX.XX | XX.XX% |
| Total          | XX.XX | XX.XX | XX.XX | XX.XX | XX.XX | XX.XX% |

Based on the understanding of requirements, we conducted secondary research to identify the Component specifications, Component types, qualitative and quantitative data along with the factors responsible for the growth of IoT Market. The secondary sources referred for the study include press

The **Germany** market was valued at USD XXX Million in 2023. This country is projected to grow at a CAGR of XX% from 2024 to 2031 to reach USD XXX Million by the end of the forecast period. XXX is projected to grow at the second highest CAGR of XX% from 2024 to 2031.

Based on the understanding of requirements, we conducted secondary research to identify the Component specifications, Component types, qualitative and quantitative data along with the factors responsible for the growth of IoT Market. The secondary sources referred for the study include press

### Europe Bluetooth Mesh Market by Type 2022 - 2031 (USD Million)

| Type                             | 2022  | 2023  | 2024  | 2025  | 2031  | CAGR% (2024-2031) |
|----------------------------------|-------|-------|-------|-------|-------|-------------------|
| Wired Smart Bluetooth Gateway    | XX.XX | XX.XX | XX.XX | XX.XX | XX.XX | XX.XX%            |
| Wireless Smart Bluetooth Gateway | XX.XX | XX.XX | XX.XX | XX.XX | XX.XX | XX.XX%            |
| Total                            | XX.XX | XX.XX | XX.XX | XX.XX | XX.XX | XX.XX%            |

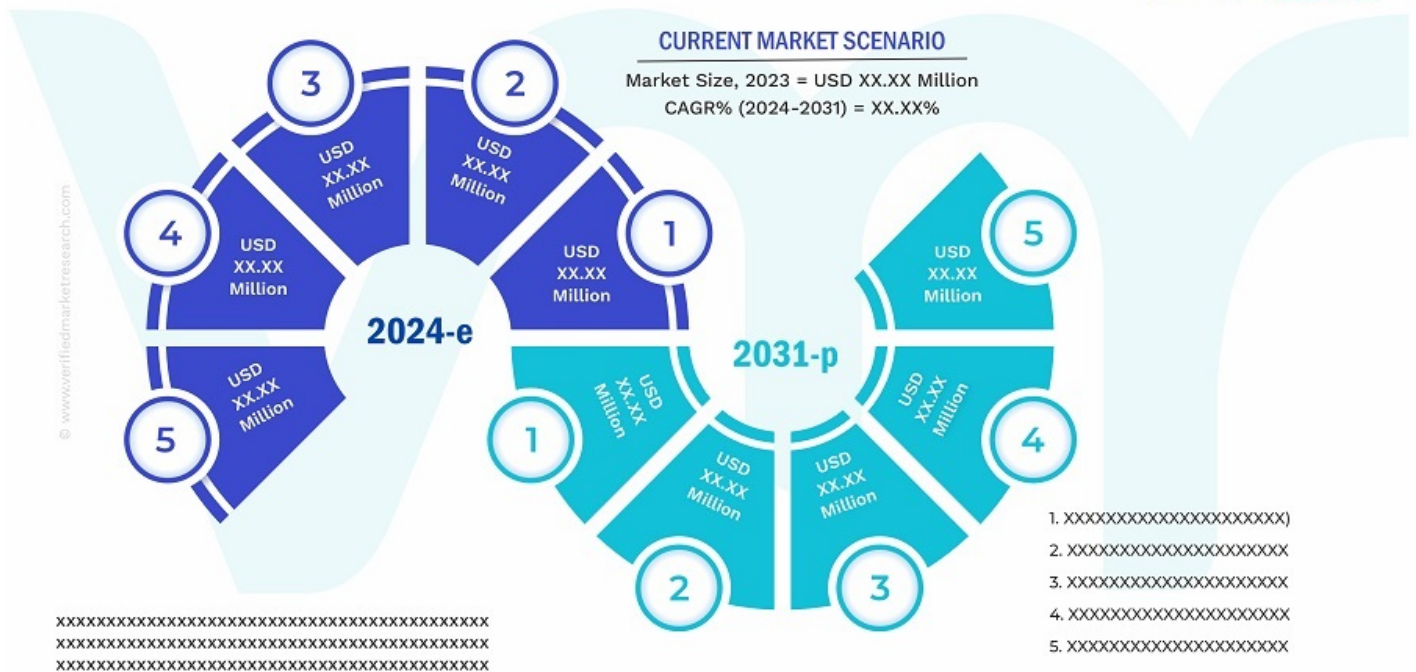
### Europe Bluetooth Mesh Market by Application 2022 - 2031 (USD Million)

| Application       | 2022  | 2023  | 2024  | 2025  | 2031  | CAGR% (2024-2031) |
|-------------------|-------|-------|-------|-------|-------|-------------------|
| Smart Home        | XX.XX | XX.XX | XX.XX | XX.XX | XX.XX | XX.XX%            |
| Smart Security    | XX.XX | XX.XX | XX.XX | XX.XX | XX.XX | XX.XX%            |
| Smart Wearable    | XX.XX | XX.XX | XX.XX | XX.XX | XX.XX | XX.XX%            |
| Smart Agriculture | XX.XX | XX.XX | XX.XX | XX.XX | XX.XX | XX.XX%            |
| Smart Supermarket | XX.XX | XX.XX | XX.XX | XX.XX | XX.XX | XX.XX%            |
| Other             | XX.XX | XX.XX | XX.XX | XX.XX | XX.XX | XX.XX%            |
| Total             | XX.XX | XX.XX | XX.XX | XX.XX | XX.XX | XX.XX%            |

### 7.3.1 Germany

Based on the understanding of requirements, we conducted secondary research to identify the Component specifications, Component types, qualitative and quantitative data along with the factors responsible for the growth of IoT Market. The secondary sources referred for the study include press

### Germany Snapshot



### Germany Bluetooth Mesh Market by Type 2022 - 2031 (USD Million)

| Type                             | 2022         | 2023         | 2024         | 2025         | 2031         | CAGR% (2024-2031) |
|----------------------------------|--------------|--------------|--------------|--------------|--------------|-------------------|
| Wired Smart Bluetooth Gateway    | XX.XX        | XX.XX        | XX.XX        | XX.XX        | XX.XX        | XX.XX%            |
| Wireless Smart Bluetooth Gateway | XX.XX        | XX.XX        | XX.XX        | XX.XX        | XX.XX        | XX.XX%            |
| <b>Total</b>                     | <b>XX.XX</b> | <b>XX.XX</b> | <b>XX.XX</b> | <b>XX.XX</b> | <b>XX.XX</b> | <b>XX.XX%</b>     |

Based on the understanding of requirements, we conducted secondary research to identify the Component specifications, Component types, qualitative and quantitative data along with the factors responsible for the growth of IoT Market. The secondary sources referred for the study include press

**Germany Bluetooth Mesh Market  
by Application 2022 - 2031 (USD Million)**

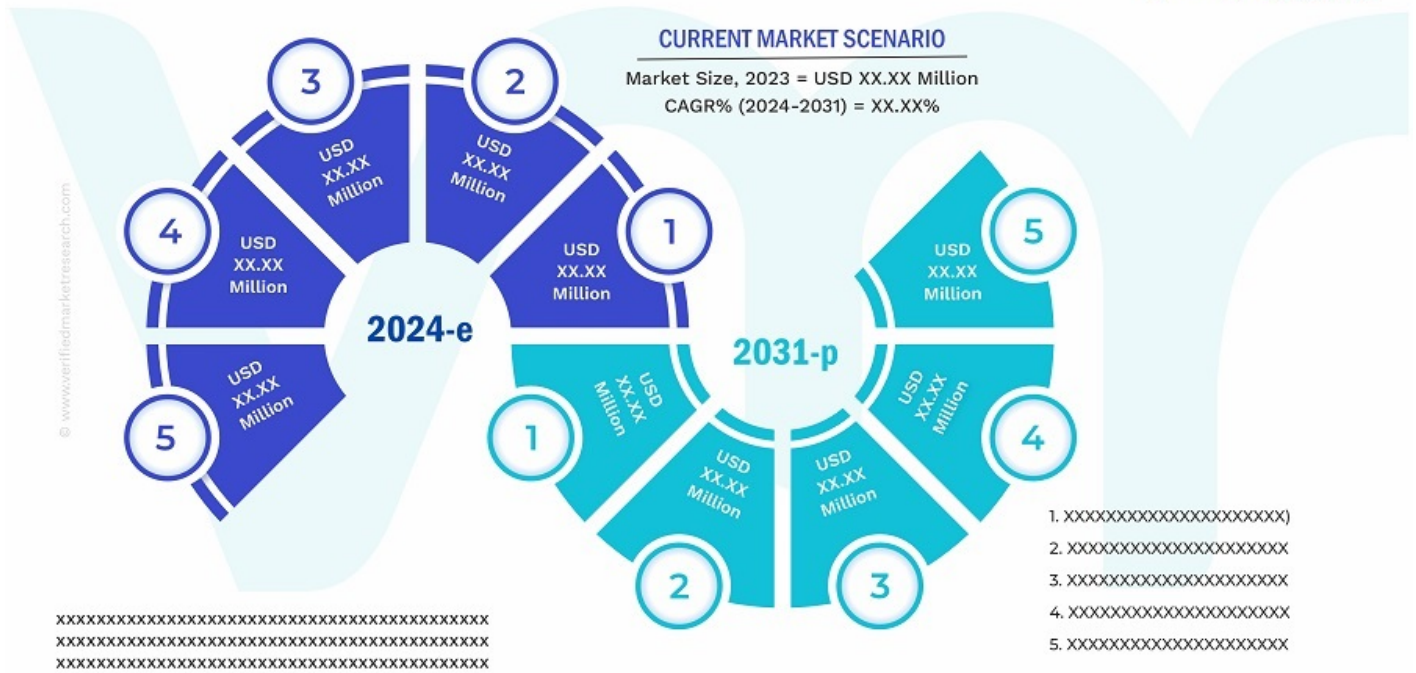
| Application       | 2022  | 2023  | 2024  | 2025  | 2031  | CAGR%<br>(2024-2031) |
|-------------------|-------|-------|-------|-------|-------|----------------------|
| Smart Home        | XX.XX | XX.XX | XX.XX | XX.XX | XX.XX | XX.XX%               |
| Smart Security    | XX.XX | XX.XX | XX.XX | XX.XX | XX.XX | XX.XX%               |
| Smart Wearable    | XX.XX | XX.XX | XX.XX | XX.XX | XX.XX | XX.XX%               |
| Smart Agriculture | XX.XX | XX.XX | XX.XX | XX.XX | XX.XX | XX.XX%               |
| Smart Supermarket | XX.XX | XX.XX | XX.XX | XX.XX | XX.XX | XX.XX%               |
| Other             | XX.XX | XX.XX | XX.XX | XX.XX | XX.XX | XX.XX%               |
| Total             | XX.XX | XX.XX | XX.XX | XX.XX | XX.XX | XX.XX%               |

Based on the understanding of requirements, we conducted secondary research to identify the Component specifications, Component types, qualitative and quantitative data along with the factors responsible for the growth of the Market. The secondary sources referred for the study include press

## 7.3.2 United Kingdom

Based on the understanding of requirements, we conducted secondary research to identify the Component specifications, Component types, qualitative and quantitative data along with the factors responsible for the growth of XYZ Market. The secondary sources referred for the study include press

### United Kingdom Snapshot



### United Kingdom Bluetooth Mesh Market by Type 2022 - 2031 (USD Million)

| Type                             | 2022         | 2023         | 2024         | 2025         | 2031         | CAGR% (2024-2031) |
|----------------------------------|--------------|--------------|--------------|--------------|--------------|-------------------|
| Wired Smart Bluetooth Gateway    | XX.XX        | XX.XX        | XX.XX        | XX.XX        | XX.XX        | XX.XX%            |
| Wireless Smart Bluetooth Gateway | XX.XX        | XX.XX        | XX.XX        | XX.XX        | XX.XX        | XX.XX%            |
| <b>Total</b>                     | <b>XX.XX</b> | <b>XX.XX</b> | <b>XX.XX</b> | <b>XX.XX</b> | <b>XX.XX</b> | <b>XX.XX%</b>     |

Based on the understanding of requirements, we conducted secondary research to identify the Component specifications, Component types, qualitative and quantitative data along with the factors responsible for the growth of XYZ Market. The secondary sources referred for the study include press

**United Kingdom Bluetooth Mesh Market  
by Application 2022 - 2031 (USD Million)**

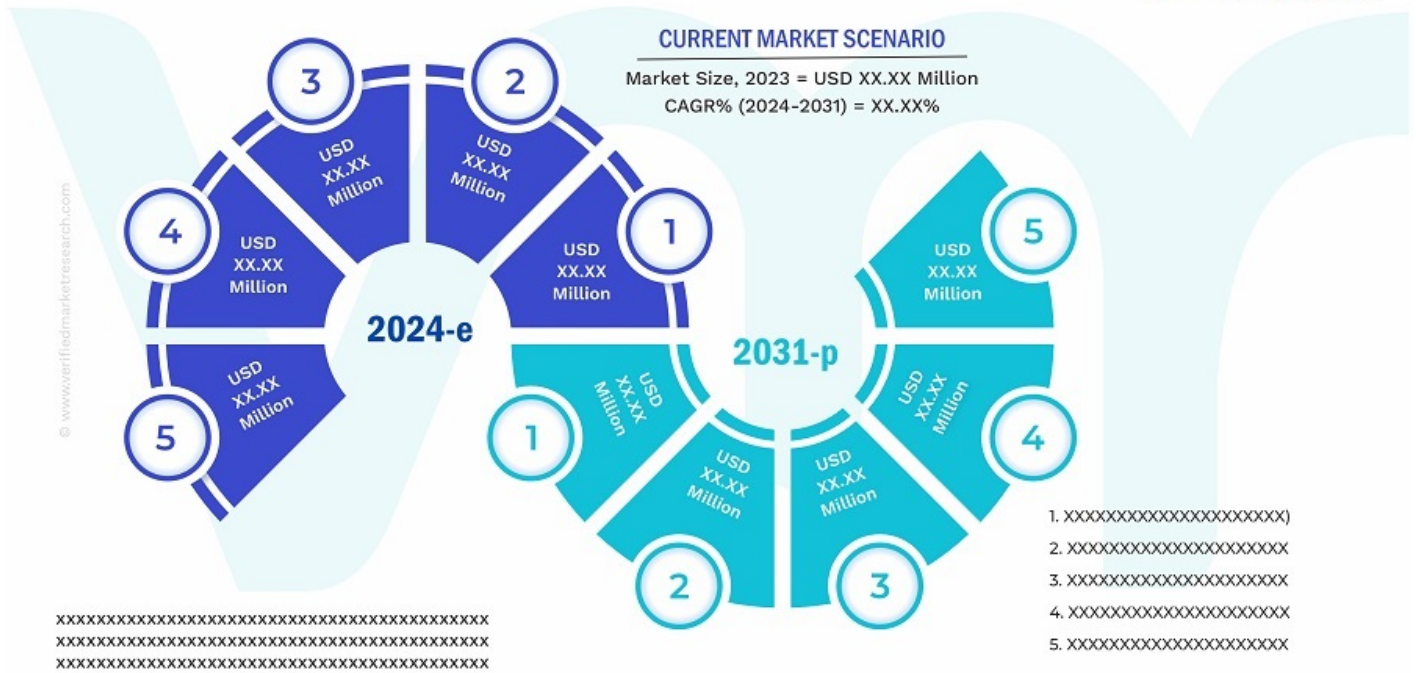
| Application       | 2022  | 2023  | 2024  | 2025  | 2031  | CAGR%<br>(2024-2031) |
|-------------------|-------|-------|-------|-------|-------|----------------------|
| Smart Home        | XX.XX | XX.XX | XX.XX | XX.XX | XX.XX | XX.XX%               |
| Smart Security    | XX.XX | XX.XX | XX.XX | XX.XX | XX.XX | XX.XX%               |
| Smart Wearable    | XX.XX | XX.XX | XX.XX | XX.XX | XX.XX | XX.XX%               |
| Smart Agriculture | XX.XX | XX.XX | XX.XX | XX.XX | XX.XX | XX.XX%               |
| Smart Supermarket | XX.XX | XX.XX | XX.XX | XX.XX | XX.XX | XX.XX%               |
| Other             | XX.XX | XX.XX | XX.XX | XX.XX | XX.XX | XX.XX%               |
| Total             | XX.XX | XX.XX | XX.XX | XX.XX | XX.XX | XX.XX%               |

Based on the understanding of requirements, we conducted secondary research to identify the Component specifications, Component types, qualitative and quantitative data along with the factors responsible for the growth of XYZ Market. The secondary sources referred for the study include press

### 7.3.3 France

Based on the understanding of requirements, we conducted secondary research to identify the Component specifications, Component types, qualitative and quantitative data along with the factors responsible for the growth of IoT Market. The secondary sources referred for the study include press

### France Snapshot



### France Bluetooth Mesh Market by Type 2022 - 2031 (USD Million)

| Type                             | 2022         | 2023         | 2024         | 2025         | 2031         | CAGR% (2024-2031) |
|----------------------------------|--------------|--------------|--------------|--------------|--------------|-------------------|
| Wired Smart Bluetooth Gateway    | XX.XX        | XX.XX        | XX.XX        | XX.XX        | XX.XX        | XX.XX%            |
| Wireless Smart Bluetooth Gateway | XX.XX        | XX.XX        | XX.XX        | XX.XX        | XX.XX        | XX.XX%            |
| <b>Total</b>                     | <b>XX.XX</b> | <b>XX.XX</b> | <b>XX.XX</b> | <b>XX.XX</b> | <b>XX.XX</b> | <b>XX.XX%</b>     |

Based on the understanding of requirements, we conducted secondary research to identify the Component specifications, Component types, qualitative and quantitative data along with the factors responsible for the growth of IoT Market. The secondary sources referred for the study include press

**France Bluetooth Mesh Market  
by Application 2022 - 2031 (USD Million)**

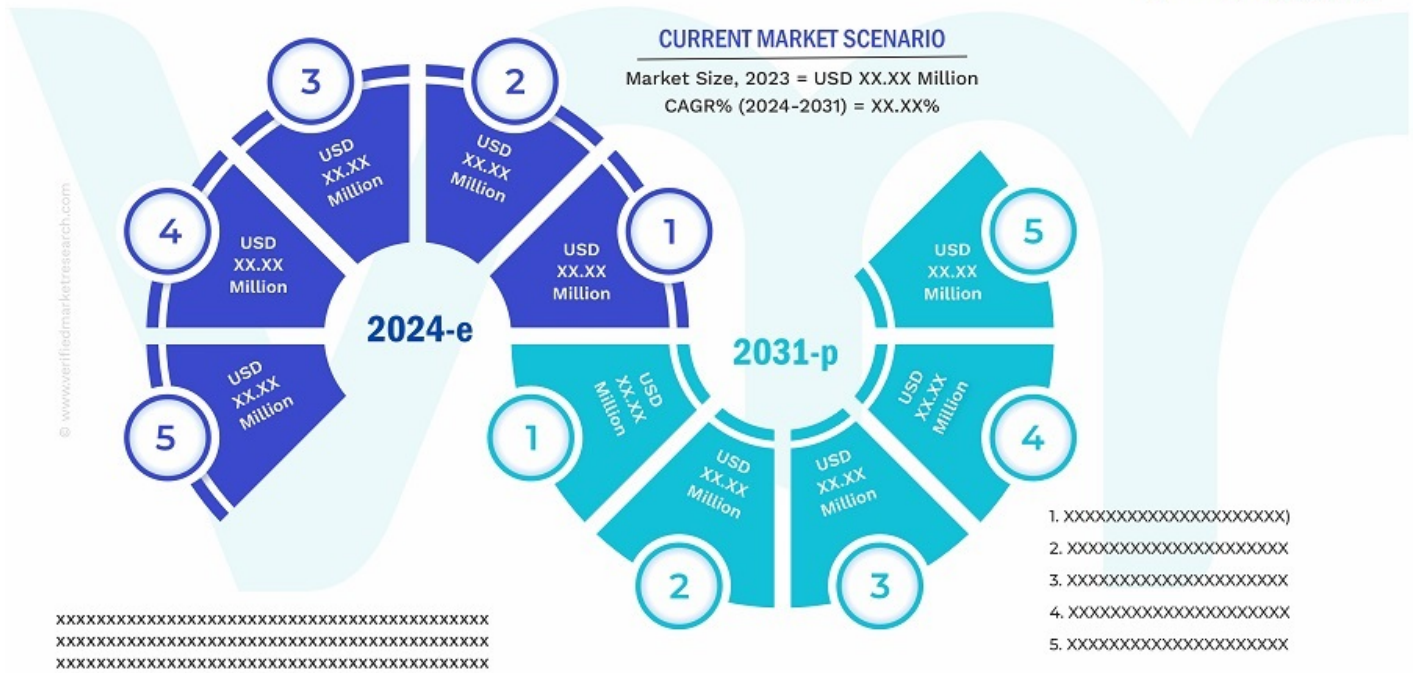
| Application       | 2022  | 2023  | 2024  | 2025  | 2031  | CAGR%<br>(2024-2031) |
|-------------------|-------|-------|-------|-------|-------|----------------------|
| Smart Home        | XX.XX | XX.XX | XX.XX | XX.XX | XX.XX | XX.XX%               |
| Smart Security    | XX.XX | XX.XX | XX.XX | XX.XX | XX.XX | XX.XX%               |
| Smart Wearable    | XX.XX | XX.XX | XX.XX | XX.XX | XX.XX | XX.XX%               |
| Smart Agriculture | XX.XX | XX.XX | XX.XX | XX.XX | XX.XX | XX.XX%               |
| Smart Supermarket | XX.XX | XX.XX | XX.XX | XX.XX | XX.XX | XX.XX%               |
| Other             | XX.XX | XX.XX | XX.XX | XX.XX | XX.XX | XX.XX%               |
| Total             | XX.XX | XX.XX | XX.XX | XX.XX | XX.XX | XX.XX%               |

Based on the understanding of requirements, we conducted secondary research to identify the Component specifications, Component types, qualitative and quantitative data along with the factors responsible for the growth of the Market. The secondary sources referred for the study include press

## 7.3.4 Italy

Based on the understanding of requirements, we conducted secondary research to identify the Component specifications, Component types, qualitative and quantitative data along with the factors responsible for the growth of IoT Market. The secondary sources referred for the study include press

### Italy Snapshot



### Italy Bluetooth Mesh Market by Type 2022 - 2031 (USD Million)

| Type                             | 2022         | 2023         | 2024         | 2025         | 2031         | CAGR% (2024-2031) |
|----------------------------------|--------------|--------------|--------------|--------------|--------------|-------------------|
| Wired Smart Bluetooth Gateway    | XX.XX        | XX.XX        | XX.XX        | XX.XX        | XX.XX        | XX.XX%            |
| Wireless Smart Bluetooth Gateway | XX.XX        | XX.XX        | XX.XX        | XX.XX        | XX.XX        | XX.XX%            |
| <b>Total</b>                     | <b>XX.XX</b> | <b>XX.XX</b> | <b>XX.XX</b> | <b>XX.XX</b> | <b>XX.XX</b> | <b>XX.XX%</b>     |

Based on the understanding of requirements, we conducted secondary research to identify the Component specifications, Component types, qualitative and quantitative data along with the factors responsible for the growth of IoT Market. The secondary sources referred for the study include press

**Italy Bluetooth Mesh Market  
by Application 2022 - 2031 (USD Million)**

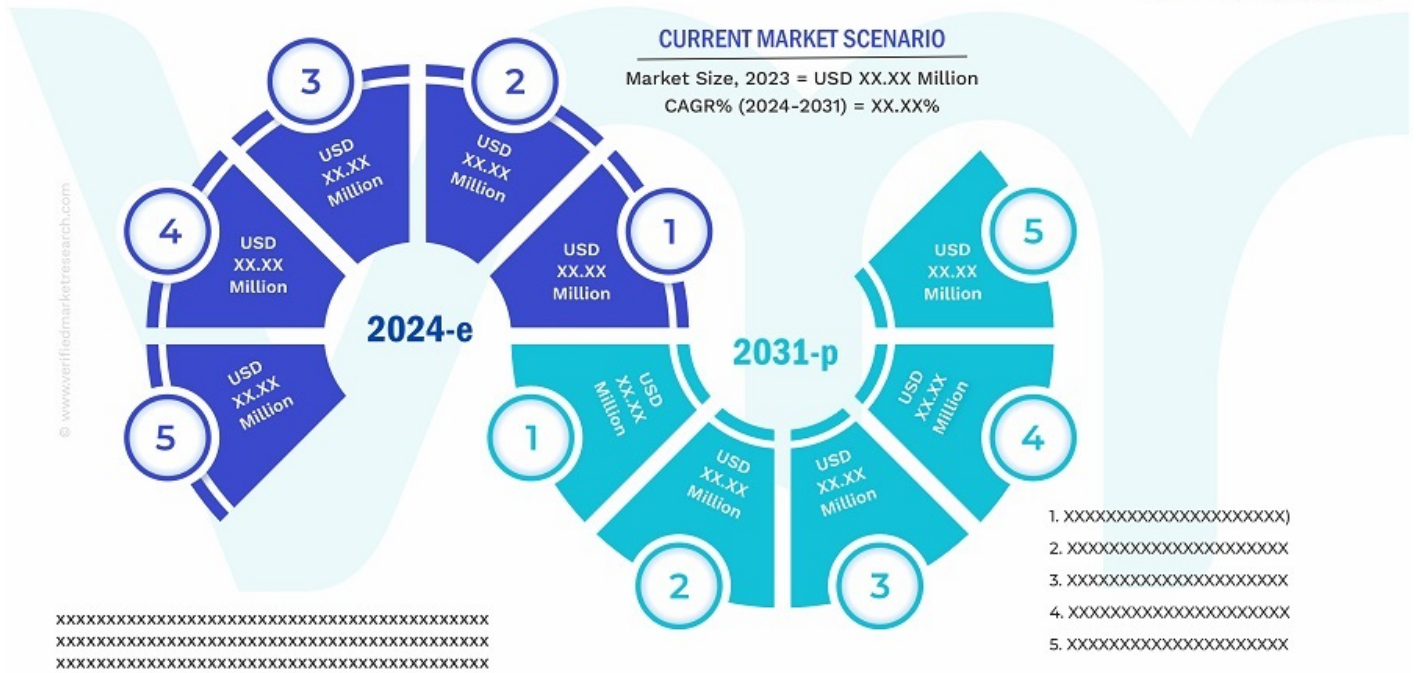
| Application       | 2022  | 2023  | 2024  | 2025  | 2031  | CAGR%<br>(2024-2031) |
|-------------------|-------|-------|-------|-------|-------|----------------------|
| Smart Home        | XX.XX | XX.XX | XX.XX | XX.XX | XX.XX | XX.XX%               |
| Smart Security    | XX.XX | XX.XX | XX.XX | XX.XX | XX.XX | XX.XX%               |
| Smart Wearable    | XX.XX | XX.XX | XX.XX | XX.XX | XX.XX | XX.XX%               |
| Smart Agriculture | XX.XX | XX.XX | XX.XX | XX.XX | XX.XX | XX.XX%               |
| Smart Supermarket | XX.XX | XX.XX | XX.XX | XX.XX | XX.XX | XX.XX%               |
| Other             | XX.XX | XX.XX | XX.XX | XX.XX | XX.XX | XX.XX%               |
| Total             | XX.XX | XX.XX | XX.XX | XX.XX | XX.XX | XX.XX%               |

Based on the understanding of requirements, we conducted secondary research to identify the Component specifications, Component types, qualitative and quantitative data along with the factors responsible for the growth of the Market. The secondary sources referred for the study include press

## 7.3.5 Spain

Based on the understanding of requirements, we conducted secondary research to identify the Component specifications, Component types, qualitative and quantitative data along with the factors responsible for the growth of IoT Market. The secondary sources referred for the study include press

### Spain Snapshot



### Spain Bluetooth Mesh Market by Type 2022 - 2031 (USD Million)

| Type                             | 2022         | 2023         | 2024         | 2025         | 2031         | CAGR% (2024-2031) |
|----------------------------------|--------------|--------------|--------------|--------------|--------------|-------------------|
| Wired Smart Bluetooth Gateway    | XX.XX        | XX.XX        | XX.XX        | XX.XX        | XX.XX        | XX.XX%            |
| Wireless Smart Bluetooth Gateway | XX.XX        | XX.XX        | XX.XX        | XX.XX        | XX.XX        | XX.XX%            |
| <b>Total</b>                     | <b>XX.XX</b> | <b>XX.XX</b> | <b>XX.XX</b> | <b>XX.XX</b> | <b>XX.XX</b> | <b>XX.XX%</b>     |

Based on the understanding of requirements, we conducted secondary research to identify the Component specifications, Component types, qualitative and quantitative data along with the factors responsible for the growth of IoT Market. The secondary sources referred for the study include press

**Spain Bluetooth Mesh Market**  
**by Application 2022 - 2031 (USD Million)**

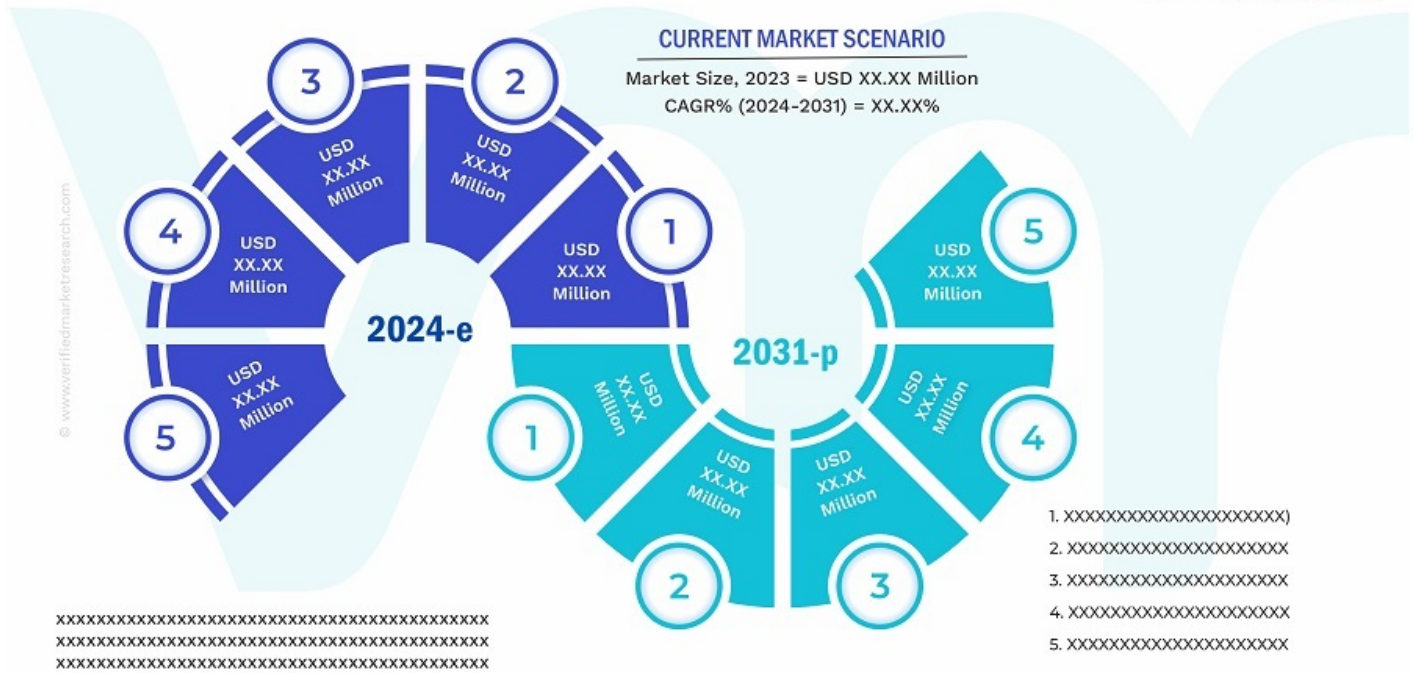
| Application       | 2022  | 2023  | 2024  | 2025  | 2031  | CAGR%<br>(2024-2031) |
|-------------------|-------|-------|-------|-------|-------|----------------------|
| Smart Home        | XX.XX | XX.XX | XX.XX | XX.XX | XX.XX | XX.XX%               |
| Smart Security    | XX.XX | XX.XX | XX.XX | XX.XX | XX.XX | XX.XX%               |
| Smart Wearable    | XX.XX | XX.XX | XX.XX | XX.XX | XX.XX | XX.XX%               |
| Smart Agriculture | XX.XX | XX.XX | XX.XX | XX.XX | XX.XX | XX.XX%               |
| Smart Supermarket | XX.XX | XX.XX | XX.XX | XX.XX | XX.XX | XX.XX%               |
| Other             | XX.XX | XX.XX | XX.XX | XX.XX | XX.XX | XX.XX%               |
| Total             | XX.XX | XX.XX | XX.XX | XX.XX | XX.XX | XX.XX%               |

Based on the understanding of requirements, we conducted secondary research to identify the Component specifications, Component types, qualitative and quantitative data along with the factors responsible for the growth of XYZ Market. The secondary sources referred for the study include press

### 7.3.6 Rest of Europe

Based on the understanding of requirements, we conducted secondary research to identify the Component specifications, Component types, qualitative and quantitative data along with the factors responsible for the growth of XYZ Market. The secondary sources referred for the study include press

#### Rest of Europe Snapshot



#### Rest of Europe Bluetooth Mesh Market by Type 2022 - 2031 (USD Million)

| Type                             | 2022         | 2023         | 2024         | 2025         | 2031         | CAGR% (2024-2031) |
|----------------------------------|--------------|--------------|--------------|--------------|--------------|-------------------|
| Wired Smart Bluetooth Gateway    | XX.XX        | XX.XX        | XX.XX        | XX.XX        | XX.XX        | XX.XX%            |
| Wireless Smart Bluetooth Gateway | XX.XX        | XX.XX        | XX.XX        | XX.XX        | XX.XX        | XX.XX%            |
| <b>Total</b>                     | <b>XX.XX</b> | <b>XX.XX</b> | <b>XX.XX</b> | <b>XX.XX</b> | <b>XX.XX</b> | <b>XX.XX%</b>     |

Based on the understanding of requirements, we conducted secondary research to identify the Component specifications, Component types, qualitative and quantitative data along with the factors responsible for the growth of XYZ Market. The secondary sources referred for the study include press

**Rest of Europe Bluetooth Mesh Market  
by Application 2022 - 2031 (USD Million)**

| Application       | 2022  | 2023  | 2024  | 2025  | 2031  | CAGR%<br>(2024-2031) |
|-------------------|-------|-------|-------|-------|-------|----------------------|
| Smart Home        | XX.XX | XX.XX | XX.XX | XX.XX | XX.XX | XX.XX%               |
| Smart Security    | XX.XX | XX.XX | XX.XX | XX.XX | XX.XX | XX.XX%               |
| Smart Wearable    | XX.XX | XX.XX | XX.XX | XX.XX | XX.XX | XX.XX%               |
| Smart Agriculture | XX.XX | XX.XX | XX.XX | XX.XX | XX.XX | XX.XX%               |
| Smart Supermarket | XX.XX | XX.XX | XX.XX | XX.XX | XX.XX | XX.XX%               |
| Other             | XX.XX | XX.XX | XX.XX | XX.XX | XX.XX | XX.XX%               |
| Total             | XX.XX | XX.XX | XX.XX | XX.XX | XX.XX | XX.XX%               |

Based on the understanding of requirements, we conducted secondary research to identify the Component specifications, Component types, qualitative and quantitative data along with the factors responsible for the growth of XYZ Market. The secondary sources referred for the study include press

## 7.4 Asia Pacific

The **Asia Pacific** market was valued at USD XXX Million in 2023. This region is projected to grow at a CAGR of XX% from 2024 to 2031 to reach USD XXX Million by the end of the forecast period. XXX is projected to grow at the second highest CAGR of XX% from 2024 to 2031.

### ASIA-PACIFIC



- Accounted for XX.XX% of the Global Market share in 2023
- Asia-Pacific is projected to grow at a CAGR of XX.XX% in the Global Market from 2024 to 2031
- Driver: XXX
- Segment 1 to grow at a CAGR of XX.XX% in Asia-Pacific

|              | 2024-e | 2031-p | CAGR%  |
|--------------|--------|--------|--------|
| China        | XX.XX  | XX.XX  | XX.XX% |
| Japan        | XX.XX  | XX.XX  | XX.XX% |
| India        | XX.XX  | XX.XX  | XX.XX% |
| Rest of APAC | XX.XX  | XX.XX  | XX.XX% |



© www.verifiedmarketresearch.com

Based on the understanding of requirements, we conducted secondary research to identify the Component specifications, Component types, qualitative and quantitative data along with the factors responsible for the growth of the Market. The secondary sources referred for the study include press

Based on the understanding of requirements, we conducted secondary research to identify the Component specifications, Component types, qualitative and quantitative data along with the factors responsible for the growth of the Market. The secondary sources referred for the study include press

#### Asia Pacific by Country 2022 - 2031 (USD Million)

| Country              | 2022  | 2023  | 2024  | 2025  | 2031  | CAGR% (2024-2031) |
|----------------------|-------|-------|-------|-------|-------|-------------------|
| China                | XX.XX | XX.XX | XX.XX | XX.XX | XX.XX | XX.XX%            |
| India                | XX.XX | XX.XX | XX.XX | XX.XX | XX.XX | XX.XX%            |
| Japan                | XX.XX | XX.XX | XX.XX | XX.XX | XX.XX | XX.XX%            |
| Rest of Asia Pacific | XX.XX | XX.XX | XX.XX | XX.XX | XX.XX | XX.XX%            |
| Total                | XX.XX | XX.XX | XX.XX | XX.XX | XX.XX | XX.XX%            |

Based on the understanding of requirements, we conducted secondary research to identify the Component specifications, Component types, qualitative and quantitative data along with the factors responsible for the growth of XYZ Market. The secondary sources referred for the study include press

The **China** market was valued at USD XXX Million in 2023. This country is projected to grow at a CAGR of XX% from 2024 to 2031 to reach USD XXX Million by the end of the forecast period. XXX is projected to grow at the second highest CAGR of XX% from 2024 to 2031.

Based on the understanding of requirements, we conducted secondary research to identify the Component specifications, Component types, qualitative and quantitative data along with the factors responsible for the growth of XYZ Market. The secondary sources referred for the study include press

### Asia Pacific Bluetooth Mesh Market by Type 2022 - 2031 (USD Million)

| Type                             | 2022  | 2023  | 2024  | 2025  | 2031  | CAGR% (2024-2031) |
|----------------------------------|-------|-------|-------|-------|-------|-------------------|
| Wired Smart Bluetooth Gateway    | XX.XX | XX.XX | XX.XX | XX.XX | XX.XX | XX.XX%            |
| Wireless Smart Bluetooth Gateway | XX.XX | XX.XX | XX.XX | XX.XX | XX.XX | XX.XX%            |
| Total                            | XX.XX | XX.XX | XX.XX | XX.XX | XX.XX | XX.XX%            |

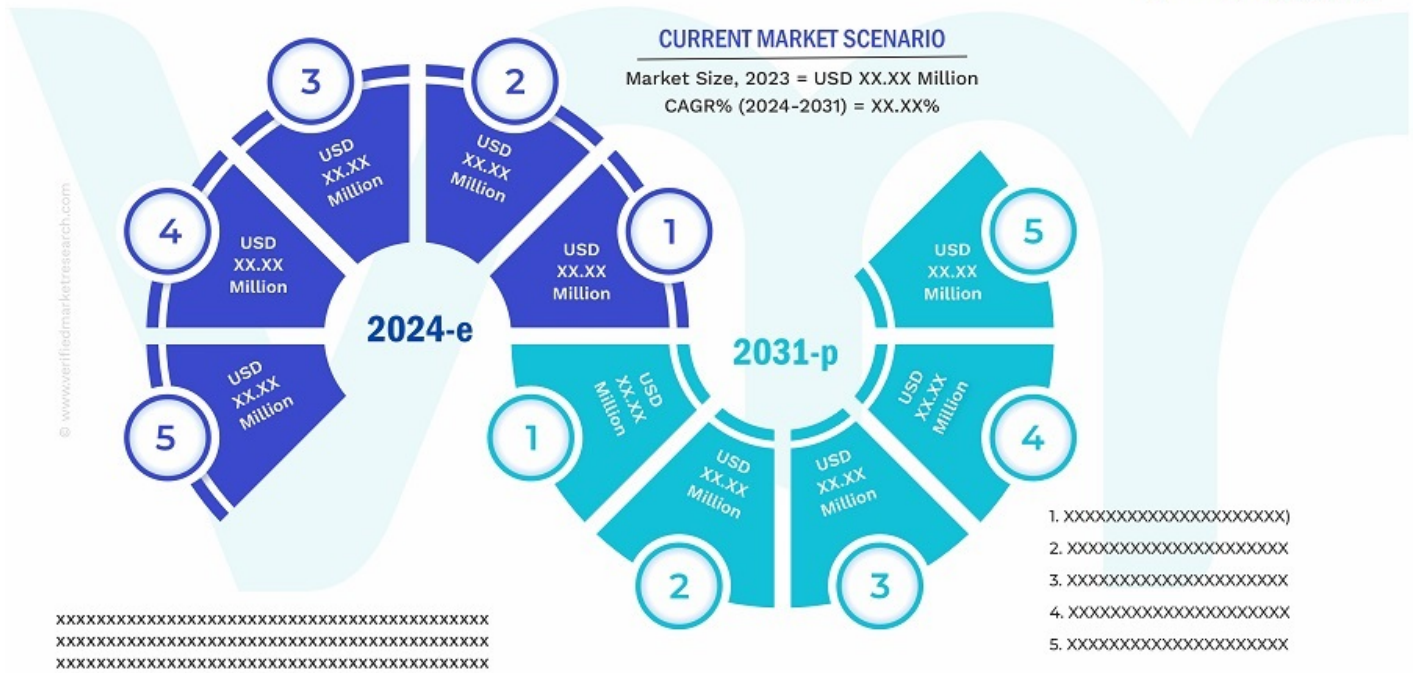
### Asia Pacific Bluetooth Mesh Market by Application 2022 - 2031 (USD Million)

| Application       | 2022  | 2023  | 2024  | 2025  | 2031  | CAGR% (2024-2031) |
|-------------------|-------|-------|-------|-------|-------|-------------------|
| Smart Home        | XX.XX | XX.XX | XX.XX | XX.XX | XX.XX | XX.XX%            |
| Smart Security    | XX.XX | XX.XX | XX.XX | XX.XX | XX.XX | XX.XX%            |
| Smart Wearable    | XX.XX | XX.XX | XX.XX | XX.XX | XX.XX | XX.XX%            |
| Smart Agriculture | XX.XX | XX.XX | XX.XX | XX.XX | XX.XX | XX.XX%            |
| Smart Supermarket | XX.XX | XX.XX | XX.XX | XX.XX | XX.XX | XX.XX%            |
| Other             | XX.XX | XX.XX | XX.XX | XX.XX | XX.XX | XX.XX%            |
| Total             | XX.XX | XX.XX | XX.XX | XX.XX | XX.XX | XX.XX%            |

## 7.4.1 China

Based on the understanding of requirements, we conducted secondary research to identify the Component specifications, Component types, qualitative and quantitative data along with the factors responsible for the growth of XYZ Market. The secondary sources referred for the study include press

### China Snapshot



### China Bluetooth Mesh Market by Type 2022 - 2031 (USD Million)

| Type                             | 2022         | 2023         | 2024         | 2025         | 2031         | CAGR% (2024-2031) |
|----------------------------------|--------------|--------------|--------------|--------------|--------------|-------------------|
| Wired Smart Bluetooth Gateway    | XX.XX        | XX.XX        | XX.XX        | XX.XX        | XX.XX        | XX.XX%            |
| Wireless Smart Bluetooth Gateway | XX.XX        | XX.XX        | XX.XX        | XX.XX        | XX.XX        | XX.XX%            |
| <b>Total</b>                     | <b>XX.XX</b> | <b>XX.XX</b> | <b>XX.XX</b> | <b>XX.XX</b> | <b>XX.XX</b> | <b>XX.XX%</b>     |

Based on the understanding of requirements, we conducted secondary research to identify the Component specifications, Component types, qualitative and quantitative data along with the factors responsible for the growth of XYZ Market. The secondary sources referred for the study include press

**China Bluetooth Mesh Market**  
**by Application 2022 - 2031 (USD Million)**

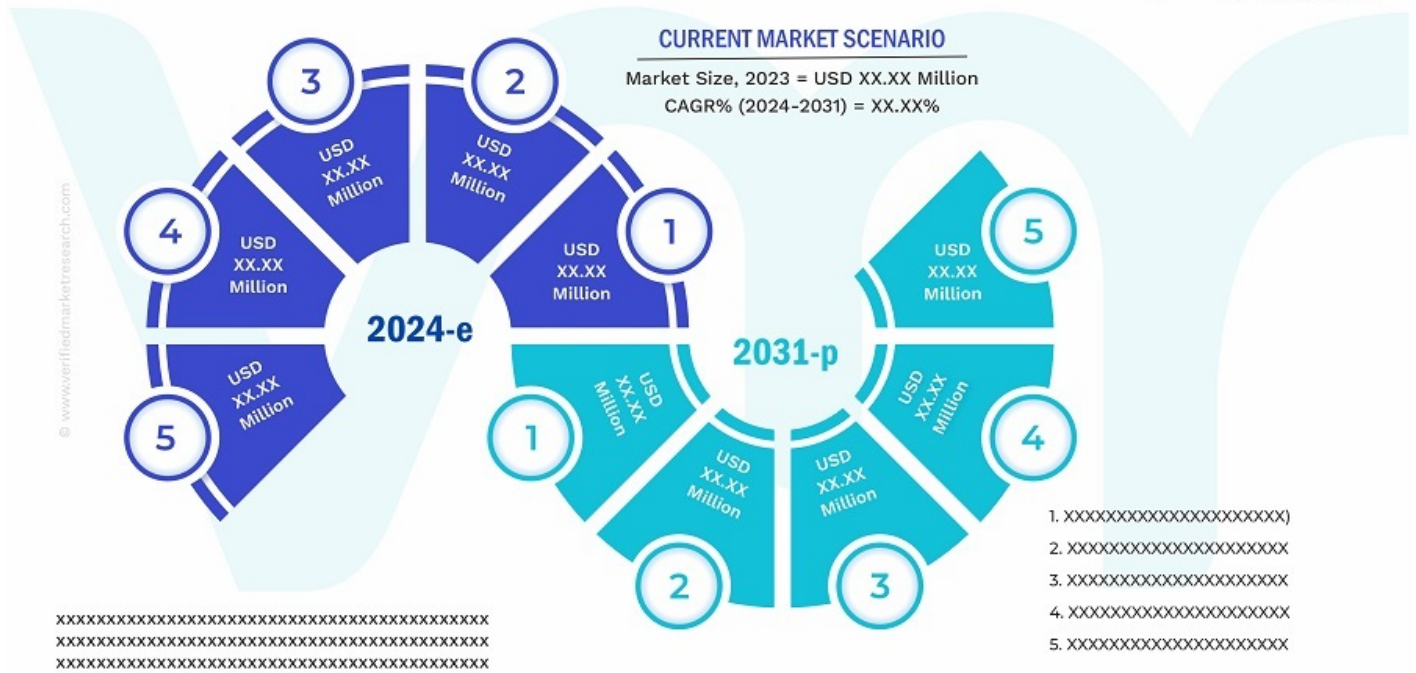
| Application       | 2022  | 2023  | 2024  | 2025  | 2031  | CAGR%<br>(2024-2031) |
|-------------------|-------|-------|-------|-------|-------|----------------------|
| Smart Home        | XX.XX | XX.XX | XX.XX | XX.XX | XX.XX | XX.XX%               |
| Smart Security    | XX.XX | XX.XX | XX.XX | XX.XX | XX.XX | XX.XX%               |
| Smart Wearable    | XX.XX | XX.XX | XX.XX | XX.XX | XX.XX | XX.XX%               |
| Smart Agriculture | XX.XX | XX.XX | XX.XX | XX.XX | XX.XX | XX.XX%               |
| Smart Supermarket | XX.XX | XX.XX | XX.XX | XX.XX | XX.XX | XX.XX%               |
| Other             | XX.XX | XX.XX | XX.XX | XX.XX | XX.XX | XX.XX%               |
| Total             | XX.XX | XX.XX | XX.XX | XX.XX | XX.XX | XX.XX%               |

Based on the understanding of requirements, we conducted secondary research to identify the Component specifications, Component types, qualitative and quantitative data along with the factors responsible for the growth of the Market. The secondary sources referred for the study include press

## 7.4.2 India

Based on the understanding of requirements, we conducted secondary research to identify the Component specifications, Component types, qualitative and quantitative data along with the factors responsible for the growth of XYZ Market. The secondary sources referred for the study include press

### India Snapshot



### India Bluetooth Mesh Market by Type 2022 - 2031 (USD Million)

| Type                             | 2022         | 2023         | 2024         | 2025         | 2031         | CAGR% (2024-2031) |
|----------------------------------|--------------|--------------|--------------|--------------|--------------|-------------------|
| Wired Smart Bluetooth Gateway    | XX.XX        | XX.XX        | XX.XX        | XX.XX        | XX.XX        | XX.XX%            |
| Wireless Smart Bluetooth Gateway | XX.XX        | XX.XX        | XX.XX        | XX.XX        | XX.XX        | XX.XX%            |
| <b>Total</b>                     | <b>XX.XX</b> | <b>XX.XX</b> | <b>XX.XX</b> | <b>XX.XX</b> | <b>XX.XX</b> | <b>XX.XX%</b>     |

Based on the understanding of requirements, we conducted secondary research to identify the Component specifications, Component types, qualitative and quantitative data along with the factors responsible for the growth of XYZ Market. The secondary sources referred for the study include press

**India Bluetooth Mesh Market  
by Application 2022 - 2031 (USD Million)**

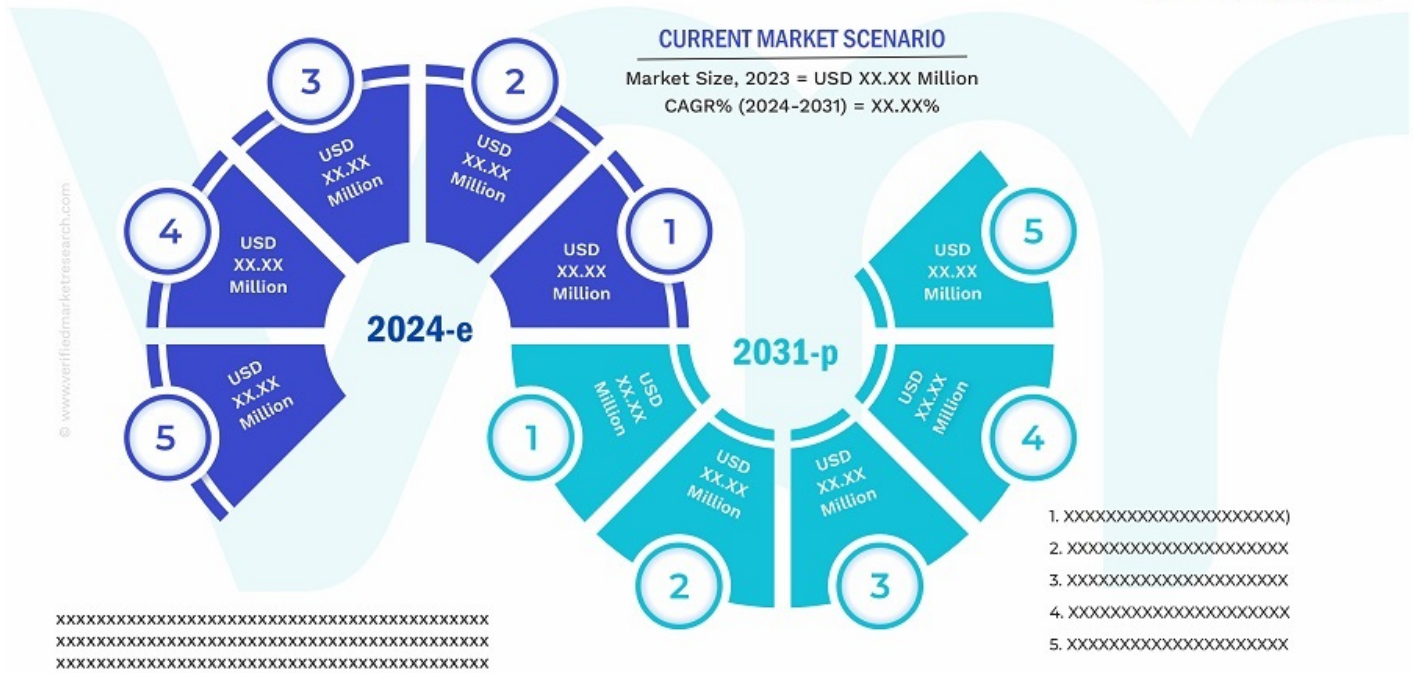
| Application       | 2022  | 2023  | 2024  | 2025  | 2031  | CAGR%<br>(2024-2031) |
|-------------------|-------|-------|-------|-------|-------|----------------------|
| Smart Home        | XX.XX | XX.XX | XX.XX | XX.XX | XX.XX | XX.XX%               |
| Smart Security    | XX.XX | XX.XX | XX.XX | XX.XX | XX.XX | XX.XX%               |
| Smart Wearable    | XX.XX | XX.XX | XX.XX | XX.XX | XX.XX | XX.XX%               |
| Smart Agriculture | XX.XX | XX.XX | XX.XX | XX.XX | XX.XX | XX.XX%               |
| Smart Supermarket | XX.XX | XX.XX | XX.XX | XX.XX | XX.XX | XX.XX%               |
| Other             | XX.XX | XX.XX | XX.XX | XX.XX | XX.XX | XX.XX%               |
| Total             | XX.XX | XX.XX | XX.XX | XX.XX | XX.XX | XX.XX%               |

Based on the understanding of requirements, we conducted secondary research to identify the Component specifications, Component types, qualitative and quantitative data along with the factors responsible for the growth of XYZ Market. The secondary sources referred for the study include press

### 7.4.3 Japan

Based on the understanding of requirements, we conducted secondary research to identify the Component specifications, Component types, qualitative and quantitative data along with the factors responsible for the growth of XYZ Market. The secondary sources referred for the study include press

### Japan Snapshot



### Japan Bluetooth Mesh Market by Type 2022 - 2031 (USD Million)

| Type                             | 2022         | 2023         | 2024         | 2025         | 2031         | CAGR% (2024-2031) |
|----------------------------------|--------------|--------------|--------------|--------------|--------------|-------------------|
| Wired Smart Bluetooth Gateway    | XX.XX        | XX.XX        | XX.XX        | XX.XX        | XX.XX        | XX.XX%            |
| Wireless Smart Bluetooth Gateway | XX.XX        | XX.XX        | XX.XX        | XX.XX        | XX.XX        | XX.XX%            |
| <b>Total</b>                     | <b>XX.XX</b> | <b>XX.XX</b> | <b>XX.XX</b> | <b>XX.XX</b> | <b>XX.XX</b> | <b>XX.XX%</b>     |

Based on the understanding of requirements, we conducted secondary research to identify the Component specifications, Component types, qualitative and quantitative data along with the factors responsible for the growth of XYZ Market. The secondary sources referred for the study include press

**Japan Bluetooth Mesh Market  
by Application 2022 - 2031 (USD Million)**

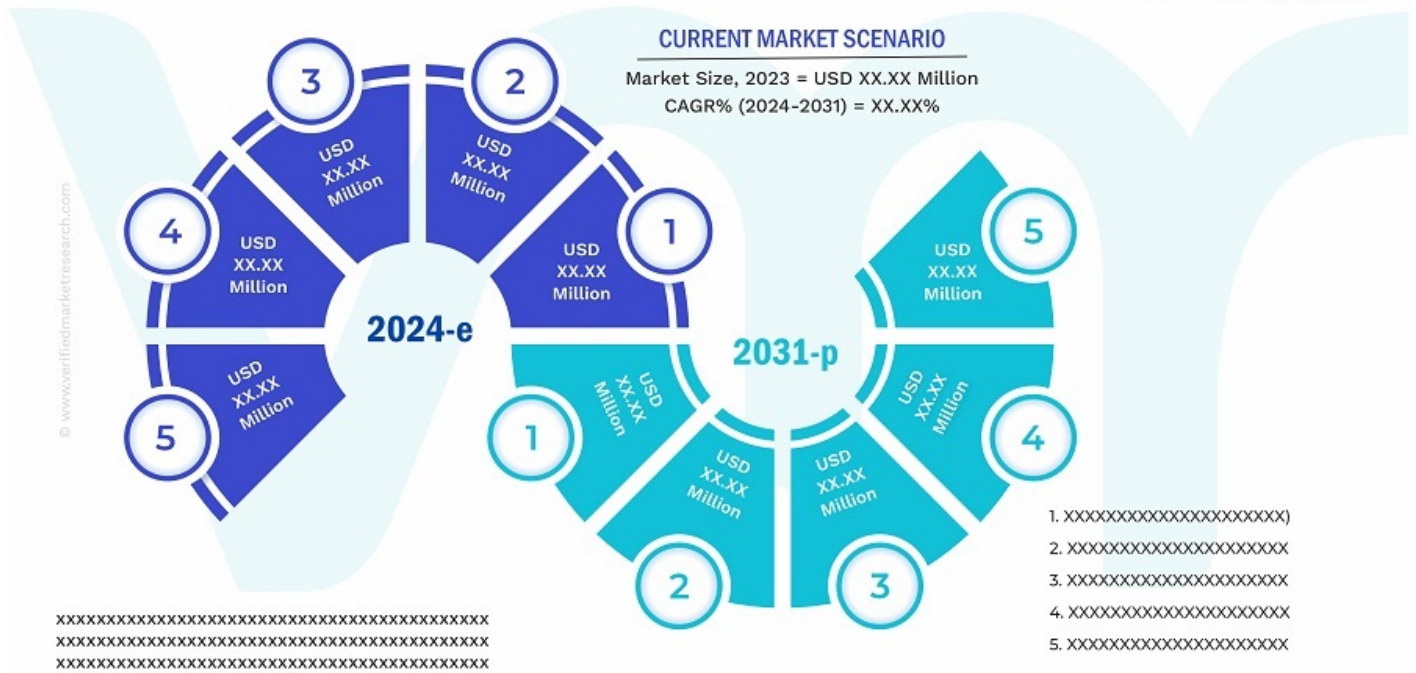
| Application       | 2022  | 2023  | 2024  | 2025  | 2031  | CAGR%<br>(2024-2031) |
|-------------------|-------|-------|-------|-------|-------|----------------------|
| Smart Home        | XX.XX | XX.XX | XX.XX | XX.XX | XX.XX | XX.XX%               |
| Smart Security    | XX.XX | XX.XX | XX.XX | XX.XX | XX.XX | XX.XX%               |
| Smart Wearable    | XX.XX | XX.XX | XX.XX | XX.XX | XX.XX | XX.XX%               |
| Smart Agriculture | XX.XX | XX.XX | XX.XX | XX.XX | XX.XX | XX.XX%               |
| Smart Supermarket | XX.XX | XX.XX | XX.XX | XX.XX | XX.XX | XX.XX%               |
| Other             | XX.XX | XX.XX | XX.XX | XX.XX | XX.XX | XX.XX%               |
| Total             | XX.XX | XX.XX | XX.XX | XX.XX | XX.XX | XX.XX%               |

Based on the understanding of requirements, we conducted secondary research to identify the Component specifications, Component types, qualitative and quantitative data along with the factors responsible for the growth of the Market. The secondary sources referred for the study include press

## 7.4.4 Rest of Asia Pacific

Based on the understanding of requirements, we conducted secondary research to identify the Component specifications, Component types, qualitative and quantitative data along with the factors responsible for the growth of XYZ Market. The secondary sources referred for the study include press

### Rest of Asia Pacific Snapshot



### Rest of Asia Pacific Bluetooth Mesh Market by Type 2022 - 2031 (USD Million)

| Type                             | 2022         | 2023         | 2024         | 2025         | 2031         | CAGR% (2024-2031) |
|----------------------------------|--------------|--------------|--------------|--------------|--------------|-------------------|
| Wired Smart Bluetooth Gateway    | XX.XX        | XX.XX        | XX.XX        | XX.XX        | XX.XX        | XX.XX%            |
| Wireless Smart Bluetooth Gateway | XX.XX        | XX.XX        | XX.XX        | XX.XX        | XX.XX        | XX.XX%            |
| <b>Total</b>                     | <b>XX.XX</b> | <b>XX.XX</b> | <b>XX.XX</b> | <b>XX.XX</b> | <b>XX.XX</b> | <b>XX.XX%</b>     |

Based on the understanding of requirements, we conducted secondary research to identify the Component specifications, Component types, qualitative and quantitative data along with the factors responsible for the growth of XYZ Market. The secondary sources referred for the study include press

**Rest of Asia Pacific Bluetooth Mesh Market  
by Application 2022 - 2031 (USD Million)**

| Application       | 2022  | 2023  | 2024  | 2025  | 2031  | CAGR%<br>(2024-2031) |
|-------------------|-------|-------|-------|-------|-------|----------------------|
| Smart Home        | XX.XX | XX.XX | XX.XX | XX.XX | XX.XX | XX.XX%               |
| Smart Security    | XX.XX | XX.XX | XX.XX | XX.XX | XX.XX | XX.XX%               |
| Smart Wearable    | XX.XX | XX.XX | XX.XX | XX.XX | XX.XX | XX.XX%               |
| Smart Agriculture | XX.XX | XX.XX | XX.XX | XX.XX | XX.XX | XX.XX%               |
| Smart Supermarket | XX.XX | XX.XX | XX.XX | XX.XX | XX.XX | XX.XX%               |
| Other             | XX.XX | XX.XX | XX.XX | XX.XX | XX.XX | XX.XX%               |
| Total             | XX.XX | XX.XX | XX.XX | XX.XX | XX.XX | XX.XX%               |

Based on the understanding of requirements, we conducted secondary research to identify the Component specifications, Component types, qualitative and quantitative data along with the factors responsible for the growth of XYZ Market. The secondary sources referred for the study include press

## 7.5 Latin America

The **Latin America** market was valued at USD XXX Million in 2023. This region is projected to grow at a CAGR of XX% from 2024 to 2031 to reach USD XXX Million by the end of the forecast period. XXX is projected to grow at the second highest CAGR of XX% from 2024 to 2031.

### LATIN AMERICA



- Accounted for XX.XX% of the Global Market share in 2023
- Latin America is projected to grow at a CAGR of XX.XX% in the Global Market from 2024 to 2031
- Driver: XXX
- Segment 1 to grow at a CAGR of XX.XX% in Latin America

| Market Value (USD Million) | 2024-e | 2031-p | CAGR%  |
|----------------------------|--------|--------|--------|
| Brazil                     | XX.XX  | XX.XX  | XX.XX% |
| Argentina                  | XX.XX  | XX.XX  | XX.XX% |
| Rest of LATAM              | XX.XX  | XX.XX  | XX.XX% |



© www.verifiedmarketresearch.com

Based on the understanding of requirements, we conducted secondary research to identify the Component specifications, Component types, qualitative and quantitative data along with the factors responsible for the growth of the market. The secondary sources referred for the study include press

Based on the understanding of requirements, we conducted secondary research to identify the Component specifications, Component types, qualitative and quantitative data along with the factors responsible for the growth of the market. The secondary sources referred for the study include press

#### Latin America by Country 2022 - 2031 (USD Million)

| Country               | 2022  | 2023  | 2024  | 2025  | 2031  | CAGR% (2024-2031) |
|-----------------------|-------|-------|-------|-------|-------|-------------------|
| Brazil                | XX.XX | XX.XX | XX.XX | XX.XX | XX.XX | XX.XX%            |
| Argentina             | XX.XX | XX.XX | XX.XX | XX.XX | XX.XX | XX.XX%            |
| Rest of Latin America | XX.XX | XX.XX | XX.XX | XX.XX | XX.XX | XX.XX%            |
| Total                 | XX.XX | XX.XX | XX.XX | XX.XX | XX.XX | XX.XX%            |

Based on the understanding of requirements, we conducted secondary research to identify the Component specifications, Component types, qualitative and quantitative data along with the factors responsible for the growth of XYZ Market. The secondary sources referred for the study include press

The **Brazil** market was valued at USD XXX Million in 2023. This country is projected to grow at a CAGR of XX% from 2024 to 2031 to reach USD XXX Million by the end of the forecast period. XXX is projected to grow at the second highest CAGR of XX% from 2024 to 2031.

Based on the understanding of requirements, we conducted secondary research to identify the Component specifications, Component types, qualitative and quantitative data along with the factors responsible for the growth of XYZ Market. The secondary sources referred for the study include press

### Latin America Bluetooth Mesh Market by Type 2022 - 2031 (USD Million)

| Type                             | 2022  | 2023  | 2024  | 2025  | 2031  | CAGR% (2024-2031) |
|----------------------------------|-------|-------|-------|-------|-------|-------------------|
| Wired Smart Bluetooth Gateway    | XX.XX | XX.XX | XX.XX | XX.XX | XX.XX | XX.XX%            |
| Wireless Smart Bluetooth Gateway | XX.XX | XX.XX | XX.XX | XX.XX | XX.XX | XX.XX%            |
| Total                            | XX.XX | XX.XX | XX.XX | XX.XX | XX.XX | XX.XX%            |

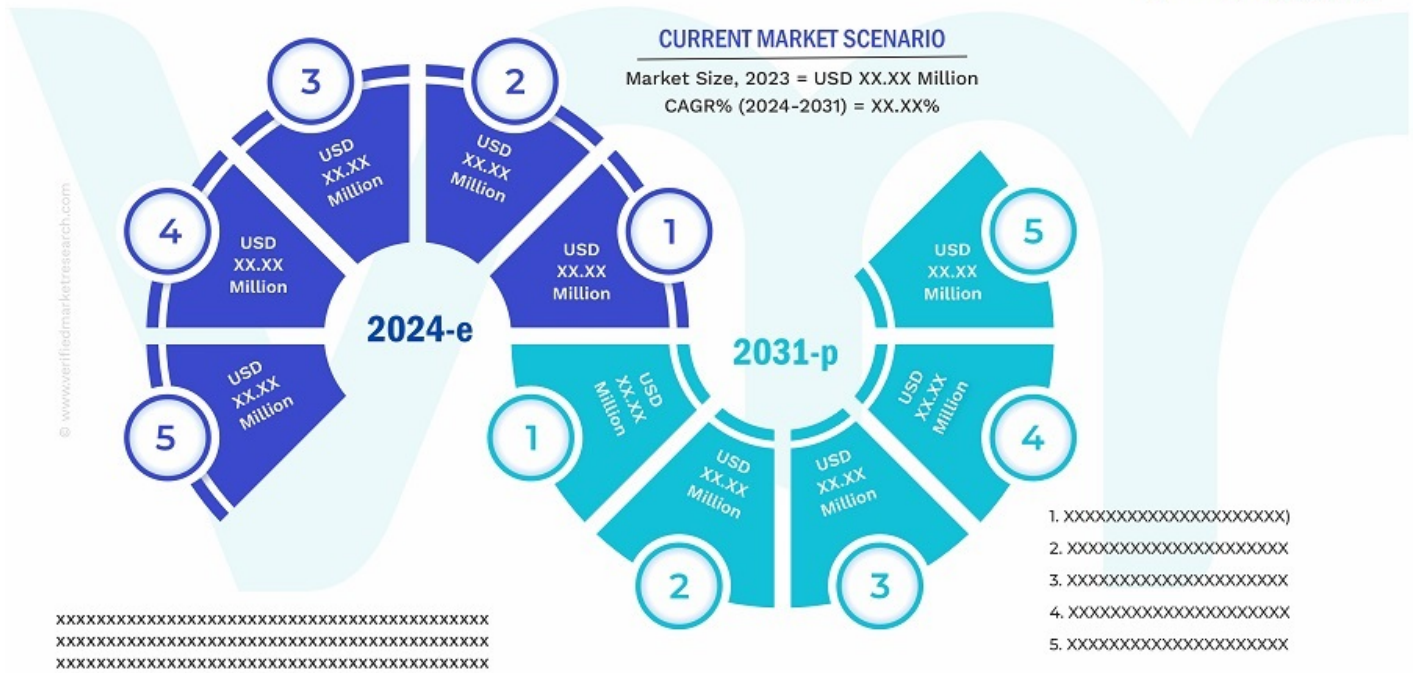
### Latin America Bluetooth Mesh Market by Application 2022 - 2031 (USD Million)

| Application       | 2022  | 2023  | 2024  | 2025  | 2031  | CAGR% (2024-2031) |
|-------------------|-------|-------|-------|-------|-------|-------------------|
| Smart Home        | XX.XX | XX.XX | XX.XX | XX.XX | XX.XX | XX.XX%            |
| Smart Security    | XX.XX | XX.XX | XX.XX | XX.XX | XX.XX | XX.XX%            |
| Smart Wearable    | XX.XX | XX.XX | XX.XX | XX.XX | XX.XX | XX.XX%            |
| Smart Agriculture | XX.XX | XX.XX | XX.XX | XX.XX | XX.XX | XX.XX%            |
| Smart Supermarket | XX.XX | XX.XX | XX.XX | XX.XX | XX.XX | XX.XX%            |
| Other             | XX.XX | XX.XX | XX.XX | XX.XX | XX.XX | XX.XX%            |
| Total             | XX.XX | XX.XX | XX.XX | XX.XX | XX.XX | XX.XX%            |

## 7.5.1 Brazil

Based on the understanding of requirements, we conducted secondary research to identify the Component specifications, Component types, qualitative and quantitative data along with the factors responsible for the growth of XYZ Market. The secondary sources referred for the study include press

### Brazil Snapshot



### Brazil Bluetooth Mesh Market by Type 2022 - 2031 (USD Million)

| Type                             | 2022         | 2023         | 2024         | 2025         | 2031         | CAGR% (2024-2031) |
|----------------------------------|--------------|--------------|--------------|--------------|--------------|-------------------|
| Wired Smart Bluetooth Gateway    | XX.XX        | XX.XX        | XX.XX        | XX.XX        | XX.XX        | XX.XX%            |
| Wireless Smart Bluetooth Gateway | XX.XX        | XX.XX        | XX.XX        | XX.XX        | XX.XX        | XX.XX%            |
| <b>Total</b>                     | <b>XX.XX</b> | <b>XX.XX</b> | <b>XX.XX</b> | <b>XX.XX</b> | <b>XX.XX</b> | <b>XX.XX%</b>     |

Based on the understanding of requirements, we conducted secondary research to identify the Component specifications, Component types, qualitative and quantitative data along with the factors responsible for the growth of XYZ Market. The secondary sources referred for the study include press

**Brazil Bluetooth Mesh Market**  
**by Application 2022 - 2031 (USD Million)**

| Application       | 2022  | 2023  | 2024  | 2025  | 2031  | CAGR%<br>(2024-2031) |
|-------------------|-------|-------|-------|-------|-------|----------------------|
| Smart Home        | XX.XX | XX.XX | XX.XX | XX.XX | XX.XX | XX.XX%               |
| Smart Security    | XX.XX | XX.XX | XX.XX | XX.XX | XX.XX | XX.XX%               |
| Smart Wearable    | XX.XX | XX.XX | XX.XX | XX.XX | XX.XX | XX.XX%               |
| Smart Agriculture | XX.XX | XX.XX | XX.XX | XX.XX | XX.XX | XX.XX%               |
| Smart Supermarket | XX.XX | XX.XX | XX.XX | XX.XX | XX.XX | XX.XX%               |
| Other             | XX.XX | XX.XX | XX.XX | XX.XX | XX.XX | XX.XX%               |
| Total             | XX.XX | XX.XX | XX.XX | XX.XX | XX.XX | XX.XX%               |

Based on the understanding of requirements, we conducted secondary research to identify the Component specifications, Component types, qualitative and quantitative data along with the factors responsible for the growth of XYZ Market. The secondary sources referred for the study include press



**Argentina Bluetooth Mesh Market  
by Application 2022 - 2031 (USD Million)**

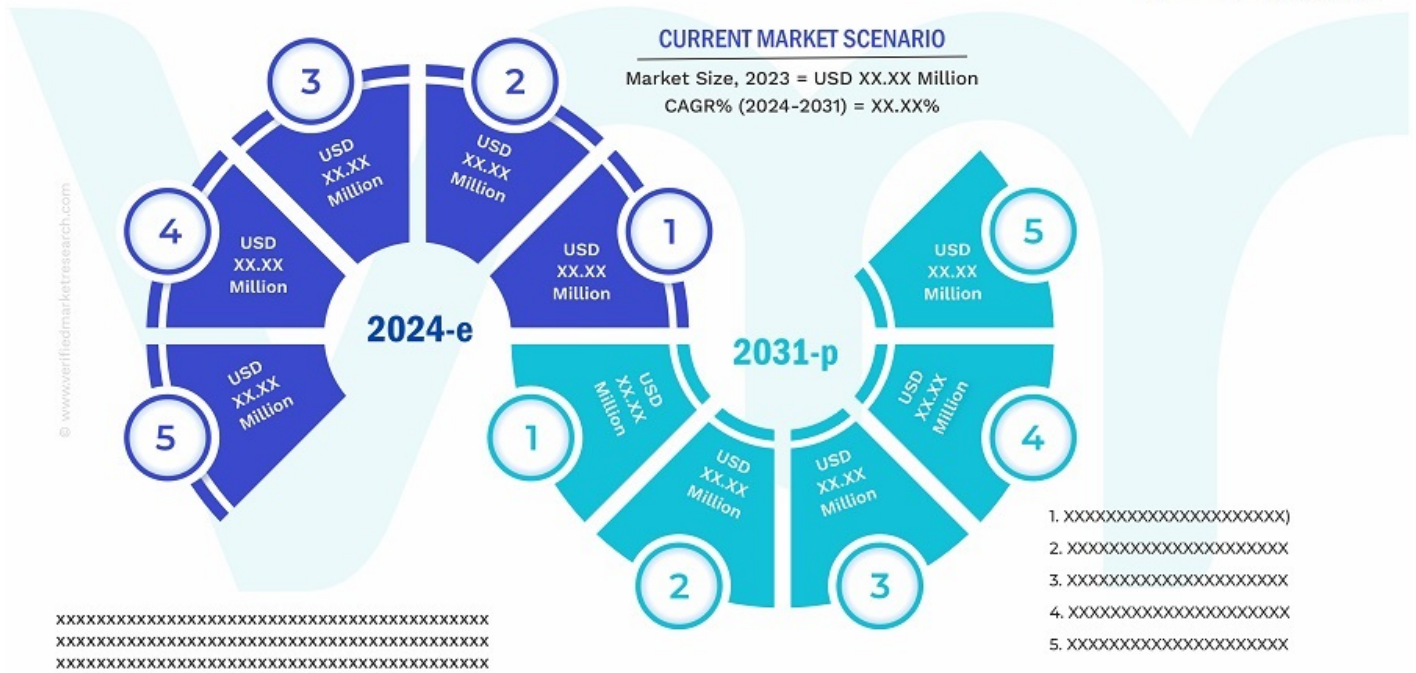
| Application       | 2022  | 2023  | 2024  | 2025  | 2031  | CAGR%<br>(2024-2031) |
|-------------------|-------|-------|-------|-------|-------|----------------------|
| Smart Home        | XX.XX | XX.XX | XX.XX | XX.XX | XX.XX | XX.XX%               |
| Smart Security    | XX.XX | XX.XX | XX.XX | XX.XX | XX.XX | XX.XX%               |
| Smart Wearable    | XX.XX | XX.XX | XX.XX | XX.XX | XX.XX | XX.XX%               |
| Smart Agriculture | XX.XX | XX.XX | XX.XX | XX.XX | XX.XX | XX.XX%               |
| Smart Supermarket | XX.XX | XX.XX | XX.XX | XX.XX | XX.XX | XX.XX%               |
| Other             | XX.XX | XX.XX | XX.XX | XX.XX | XX.XX | XX.XX%               |
| Total             | XX.XX | XX.XX | XX.XX | XX.XX | XX.XX | XX.XX%               |

Based on the understanding of requirements, we conducted secondary research to identify the Component specifications, Component types, qualitative and quantitative data along with the factors responsible for the growth of the Market. The secondary sources referred for the study include press

### 7.5.3 Rest of Latin America

Based on the understanding of requirements, we conducted secondary research to identify the Component specifications, Component types, qualitative and quantitative data along with the factors responsible for the growth of XYZ Market. The secondary sources referred for the study include press

#### Rest of Latin America Snapshot



#### Rest of Latin America Bluetooth Mesh Market by Type 2022 - 2031 (USD Million)

| Type                             | 2022         | 2023         | 2024         | 2025         | 2031         | CAGR% (2024-2031) |
|----------------------------------|--------------|--------------|--------------|--------------|--------------|-------------------|
| Wired Smart Bluetooth Gateway    | XX.XX        | XX.XX        | XX.XX        | XX.XX        | XX.XX        | XX.XX%            |
| Wireless Smart Bluetooth Gateway | XX.XX        | XX.XX        | XX.XX        | XX.XX        | XX.XX        | XX.XX%            |
| <b>Total</b>                     | <b>XX.XX</b> | <b>XX.XX</b> | <b>XX.XX</b> | <b>XX.XX</b> | <b>XX.XX</b> | <b>XX.XX%</b>     |

Based on the understanding of requirements, we conducted secondary research to identify the Component specifications, Component types, qualitative and quantitative data along with the factors responsible for the growth of XYZ Market. The secondary sources referred for the study include press

**Rest of Latin America Bluetooth Mesh Market  
by Application 2022 - 2031 (USD Million)**

| Application       | 2022  | 2023  | 2024  | 2025  | 2031  | CAGR%<br>(2024-2031) |
|-------------------|-------|-------|-------|-------|-------|----------------------|
| Smart Home        | XX.XX | XX.XX | XX.XX | XX.XX | XX.XX | XX.XX%               |
| Smart Security    | XX.XX | XX.XX | XX.XX | XX.XX | XX.XX | XX.XX%               |
| Smart Wearable    | XX.XX | XX.XX | XX.XX | XX.XX | XX.XX | XX.XX%               |
| Smart Agriculture | XX.XX | XX.XX | XX.XX | XX.XX | XX.XX | XX.XX%               |
| Smart Supermarket | XX.XX | XX.XX | XX.XX | XX.XX | XX.XX | XX.XX%               |
| Other             | XX.XX | XX.XX | XX.XX | XX.XX | XX.XX | XX.XX%               |
| Total             | XX.XX | XX.XX | XX.XX | XX.XX | XX.XX | XX.XX%               |

Based on the understanding of requirements, we conducted secondary research to identify the Component specifications, Component types, qualitative and quantitative data along with the factors responsible for the growth of XYZ Market. The secondary sources referred for the study include press

## 7.6 Middle East and Africa

The **Middle East and Africa** market was valued at USD XXX Million in 2023. This region is projected to grow at a CAGR of XX% from 2024 to 2031 to reach USD XXX Million by the end of the forecast period. XXX is projected to grow at the second highest CAGR of XX% from 2024 to 2031.

# MIDDLE EAST AND AFRICA



- Accounted for XX.XX% of the Global Market share in 2023
- Middle East And Africa is projected to grow at a CAGR of XX.XX% in the Global Market from 2024 to 2031
- Driver: XXX
- Segment 1 to grow at a CAGR of XX.XX% in Middle East And Africa

|              | 2024-e | 2031-p | CAGR%  |
|--------------|--------|--------|--------|
| UAE          | XX.XX  | XX.XX  | XX.XX% |
| Saudi Arabia | XX.XX  | XX.XX  | XX.XX% |
| South Africa | XX.XX  | XX.XX  | XX.XX% |
| Rest of MEA  | XX.XX  | XX.XX  | XX.XX% |



© www.verifiedmarketresearch.com

Based on the understanding of requirements, we conducted secondary research to identify the Component specifications, Component types, qualitative and quantitative data along with the factors responsible for the growth of the Market. The secondary sources referred for the study include press

Based on the understanding of requirements, we conducted secondary research to identify the Component specifications, Component types, qualitative and quantitative data along with the factors responsible for the growth of the Market. The secondary sources referred for the study include press

### Middle East and Africa by Country 2022 - 2031 (USD Million)

| Country      | 2022  | 2023  | 2024  | 2025  | 2031  | CAGR% (2024-2031) |
|--------------|-------|-------|-------|-------|-------|-------------------|
| Saudi Arabia | XX.XX | XX.XX | XX.XX | XX.XX | XX.XX | XX.XX%            |
| UAE          | XX.XX | XX.XX | XX.XX | XX.XX | XX.XX | XX.XX%            |
| South Africa | XX.XX | XX.XX | XX.XX | XX.XX | XX.XX | XX.XX%            |
| Rest of MEA  | XX.XX | XX.XX | XX.XX | XX.XX | XX.XX | XX.XX%            |
| Total        | XX.XX | XX.XX | XX.XX | XX.XX | XX.XX | XX.XX%            |

Based on the understanding of requirements, we conducted secondary research to identify the Component specifications, Component types, qualitative and quantitative data along with the factors responsible for the growth of XYZ Market. The secondary sources referred for the study include press

The **Saudi Arabia** market was valued at USD XXX Million in 2023. This country is projected to grow at a CAGR of XX% from 2024 to 2031 to reach USD XXX Million by the end of the forecast period. XXX is projected to grow at the second highest CAGR of XX% from 2024 to 2031.

Based on the understanding of requirements, we conducted secondary research to identify the Component specifications, Component types, qualitative and quantitative data along with the factors responsible for the growth of XYZ Market. The secondary sources referred for the study include press

### Middle East and Africa Bluetooth Mesh Market by Type 2022 - 2031 (USD Million)

| Type                             | 2022  | 2023  | 2024  | 2025  | 2031  | CAGR% (2024-2031) |
|----------------------------------|-------|-------|-------|-------|-------|-------------------|
| Wired Smart Bluetooth Gateway    | XX.XX | XX.XX | XX.XX | XX.XX | XX.XX | XX.XX%            |
| Wireless Smart Bluetooth Gateway | XX.XX | XX.XX | XX.XX | XX.XX | XX.XX | XX.XX%            |
| Total                            | XX.XX | XX.XX | XX.XX | XX.XX | XX.XX | XX.XX%            |

www.verifiedmarketresearch.com

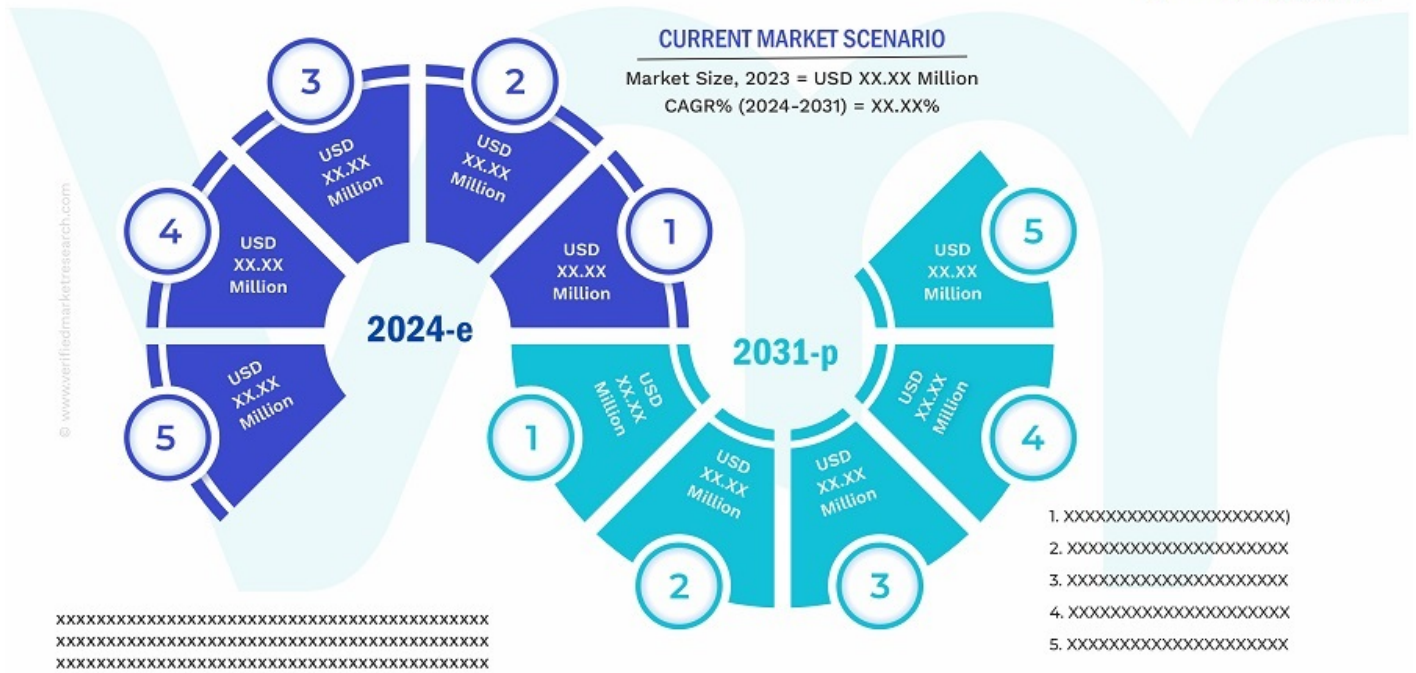
### Middle East and Africa Bluetooth Mesh Market by Application 2022 - 2031 (USD Million)

| Application       | 2022  | 2023  | 2024  | 2025  | 2031  | CAGR% (2024-2031) |
|-------------------|-------|-------|-------|-------|-------|-------------------|
| Smart Home        | XX.XX | XX.XX | XX.XX | XX.XX | XX.XX | XX.XX%            |
| Smart Security    | XX.XX | XX.XX | XX.XX | XX.XX | XX.XX | XX.XX%            |
| Smart Wearable    | XX.XX | XX.XX | XX.XX | XX.XX | XX.XX | XX.XX%            |
| Smart Agriculture | XX.XX | XX.XX | XX.XX | XX.XX | XX.XX | XX.XX%            |
| Smart Supermarket | XX.XX | XX.XX | XX.XX | XX.XX | XX.XX | XX.XX%            |
| Other             | XX.XX | XX.XX | XX.XX | XX.XX | XX.XX | XX.XX%            |
| Total             | XX.XX | XX.XX | XX.XX | XX.XX | XX.XX | XX.XX%            |

## 7.6.1 Saudi Arabia

Based on the understanding of requirements, we conducted secondary research to identify the Component specifications, Component types, qualitative and quantitative data along with the factors responsible for the growth of XYZ Market. The secondary sources referred for the study include press

### Saudi Arabia Snapshot



### Saudi Arabia Bluetooth Mesh Market by Type 2022 - 2031 (USD Million)

| Type                             | 2022         | 2023         | 2024         | 2025         | 2031         | CAGR% (2024-2031) |
|----------------------------------|--------------|--------------|--------------|--------------|--------------|-------------------|
| Wired Smart Bluetooth Gateway    | XX.XX        | XX.XX        | XX.XX        | XX.XX        | XX.XX        | XX.XX%            |
| Wireless Smart Bluetooth Gateway | XX.XX        | XX.XX        | XX.XX        | XX.XX        | XX.XX        | XX.XX%            |
| <b>Total</b>                     | <b>XX.XX</b> | <b>XX.XX</b> | <b>XX.XX</b> | <b>XX.XX</b> | <b>XX.XX</b> | <b>XX.XX%</b>     |

Based on the understanding of requirements, we conducted secondary research to identify the Component specifications, Component types, qualitative and quantitative data along with the factors responsible for the growth of XYZ Market. The secondary sources referred for the study include press

**Saudi Arabia Bluetooth Mesh Market  
by Application 2022 - 2031 (USD Million)**

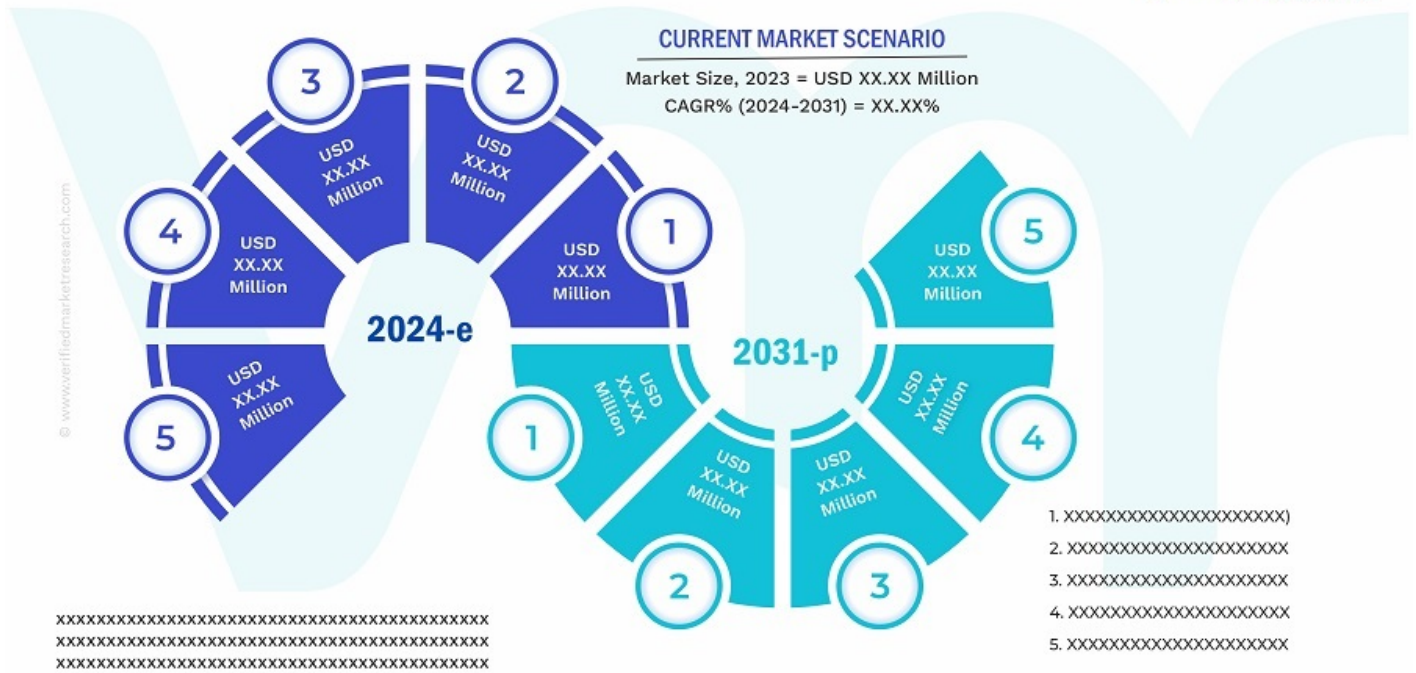
| Application       | 2022  | 2023  | 2024  | 2025  | 2031  | CAGR%<br>(2024-2031) |
|-------------------|-------|-------|-------|-------|-------|----------------------|
| Smart Home        | XX.XX | XX.XX | XX.XX | XX.XX | XX.XX | XX.XX%               |
| Smart Security    | XX.XX | XX.XX | XX.XX | XX.XX | XX.XX | XX.XX%               |
| Smart Wearable    | XX.XX | XX.XX | XX.XX | XX.XX | XX.XX | XX.XX%               |
| Smart Agriculture | XX.XX | XX.XX | XX.XX | XX.XX | XX.XX | XX.XX%               |
| Smart Supermarket | XX.XX | XX.XX | XX.XX | XX.XX | XX.XX | XX.XX%               |
| Other             | XX.XX | XX.XX | XX.XX | XX.XX | XX.XX | XX.XX%               |
| Total             | XX.XX | XX.XX | XX.XX | XX.XX | XX.XX | XX.XX%               |

Based on the understanding of requirements, we conducted secondary research to identify the Component specifications, Component types, qualitative and quantitative data along with the factors responsible for the growth of XYZ Market. The secondary sources referred for the study include press

## 7.6.2 UAE

Based on the understanding of requirements, we conducted secondary research to identify the Component specifications, Component types, qualitative and quantitative data along with the factors responsible for the growth of XYZ Market. The secondary sources referred for the study include press

### UAE Snapshot



### UAE Bluetooth Mesh Market by Type 2022 - 2031 (USD Million)

| Type                             | 2022         | 2023         | 2024         | 2025         | 2031         | CAGR% (2024-2031) |
|----------------------------------|--------------|--------------|--------------|--------------|--------------|-------------------|
| Wired Smart Bluetooth Gateway    | XX.XX        | XX.XX        | XX.XX        | XX.XX        | XX.XX        | XX.XX%            |
| Wireless Smart Bluetooth Gateway | XX.XX        | XX.XX        | XX.XX        | XX.XX        | XX.XX        | XX.XX%            |
| <b>Total</b>                     | <b>XX.XX</b> | <b>XX.XX</b> | <b>XX.XX</b> | <b>XX.XX</b> | <b>XX.XX</b> | <b>XX.XX%</b>     |

Based on the understanding of requirements, we conducted secondary research to identify the Component specifications, Component types, qualitative and quantitative data along with the factors responsible for the growth of XYZ Market. The secondary sources referred for the study include press

**UAE Bluetooth Mesh Market  
by Application 2022 - 2031 (USD Million)**

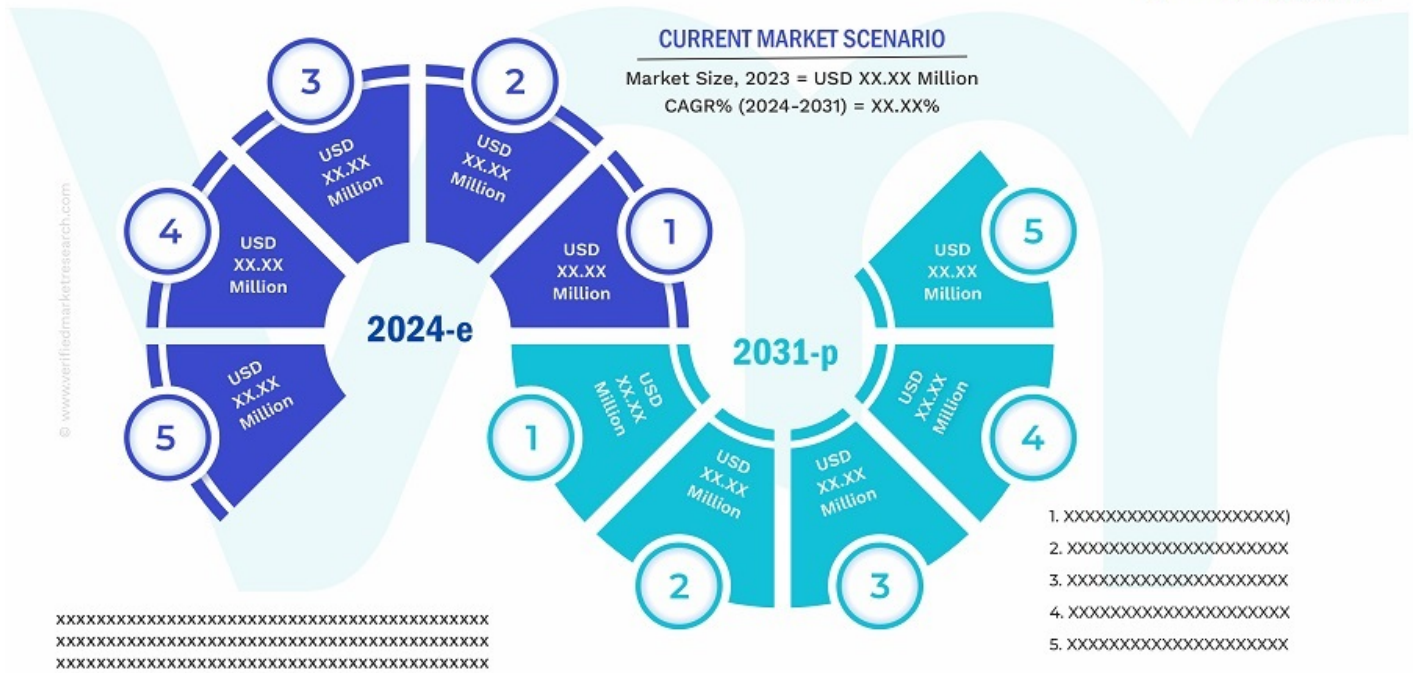
| Application       | 2022  | 2023  | 2024  | 2025  | 2031  | CAGR%<br>(2024-2031) |
|-------------------|-------|-------|-------|-------|-------|----------------------|
| Smart Home        | XX.XX | XX.XX | XX.XX | XX.XX | XX.XX | XX.XX%               |
| Smart Security    | XX.XX | XX.XX | XX.XX | XX.XX | XX.XX | XX.XX%               |
| Smart Wearable    | XX.XX | XX.XX | XX.XX | XX.XX | XX.XX | XX.XX%               |
| Smart Agriculture | XX.XX | XX.XX | XX.XX | XX.XX | XX.XX | XX.XX%               |
| Smart Supermarket | XX.XX | XX.XX | XX.XX | XX.XX | XX.XX | XX.XX%               |
| Other             | XX.XX | XX.XX | XX.XX | XX.XX | XX.XX | XX.XX%               |
| Total             | XX.XX | XX.XX | XX.XX | XX.XX | XX.XX | XX.XX%               |

Based on the understanding of requirements, we conducted secondary research to identify the Component specifications, Component types, qualitative and quantitative data along with the factors responsible for the growth of the Market. The secondary sources referred for the study include press

## 7.6.3 South Africa

Based on the understanding of requirements, we conducted secondary research to identify the Component specifications, Component types, qualitative and quantitative data along with the factors responsible for the growth of XYZ Market. The secondary sources referred for the study include press

### South Africa Snapshot



### South Africa Bluetooth Mesh Market by Type 2022 - 2031 (USD Million)

| Type                             | 2022         | 2023         | 2024         | 2025         | 2031         | CAGR% (2024-2031) |
|----------------------------------|--------------|--------------|--------------|--------------|--------------|-------------------|
| Wired Smart Bluetooth Gateway    | XX.XX        | XX.XX        | XX.XX        | XX.XX        | XX.XX        | XX.XX%            |
| Wireless Smart Bluetooth Gateway | XX.XX        | XX.XX        | XX.XX        | XX.XX        | XX.XX        | XX.XX%            |
| <b>Total</b>                     | <b>XX.XX</b> | <b>XX.XX</b> | <b>XX.XX</b> | <b>XX.XX</b> | <b>XX.XX</b> | <b>XX.XX%</b>     |

Based on the understanding of requirements, we conducted secondary research to identify the Component specifications, Component types, qualitative and quantitative data along with the factors responsible for the growth of XYZ Market. The secondary sources referred for the study include press

**South Africa Bluetooth Mesh Market  
by Application 2022 - 2031 (USD Million)**

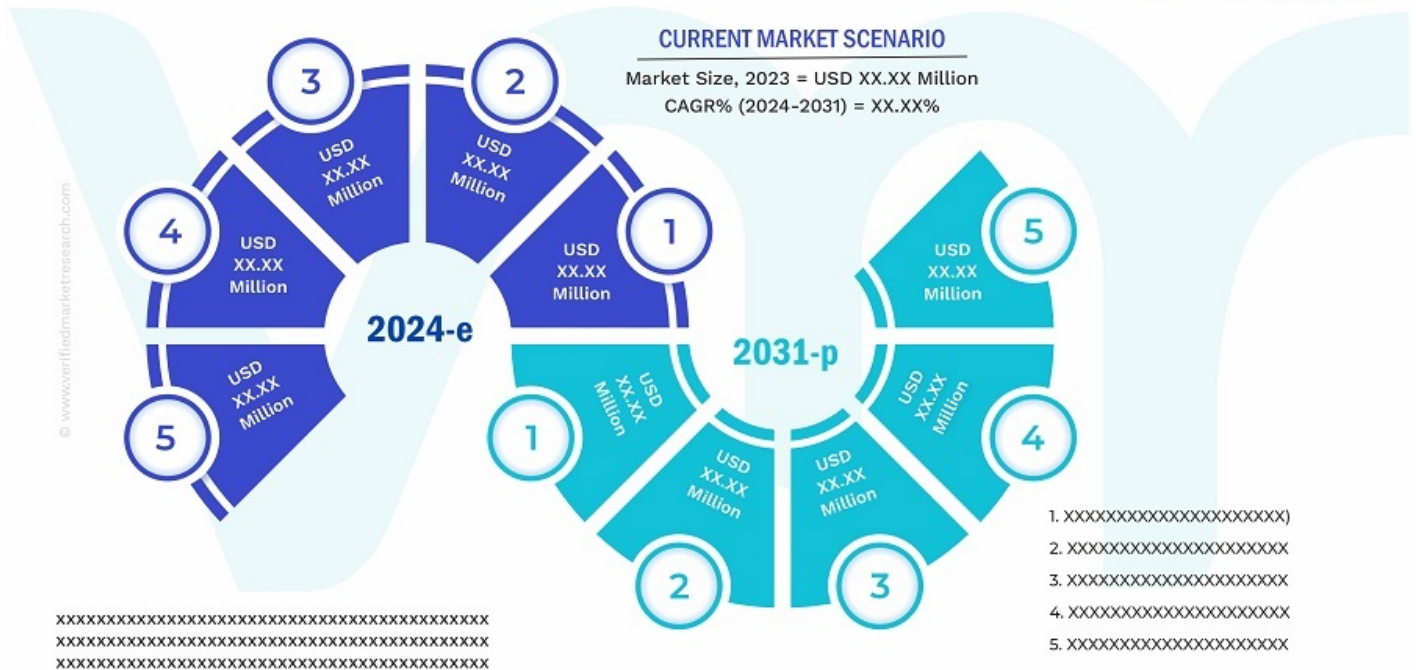
| Application       | 2022  | 2023  | 2024  | 2025  | 2031  | CAGR%<br>(2024-2031) |
|-------------------|-------|-------|-------|-------|-------|----------------------|
| Smart Home        | XX.XX | XX.XX | XX.XX | XX.XX | XX.XX | XX.XX%               |
| Smart Security    | XX.XX | XX.XX | XX.XX | XX.XX | XX.XX | XX.XX%               |
| Smart Wearable    | XX.XX | XX.XX | XX.XX | XX.XX | XX.XX | XX.XX%               |
| Smart Agriculture | XX.XX | XX.XX | XX.XX | XX.XX | XX.XX | XX.XX%               |
| Smart Supermarket | XX.XX | XX.XX | XX.XX | XX.XX | XX.XX | XX.XX%               |
| Other             | XX.XX | XX.XX | XX.XX | XX.XX | XX.XX | XX.XX%               |
| Total             | XX.XX | XX.XX | XX.XX | XX.XX | XX.XX | XX.XX%               |

Based on the understanding of requirements, we conducted secondary research to identify the Component specifications, Component types, qualitative and quantitative data along with the factors responsible for the growth of XYZ Market. The secondary sources referred for the study include press

## 7.6.4 Rest of MEA

Based on the understanding of requirements, we conducted secondary research to identify the Component specifications, Component types, qualitative and quantitative data along with the factors responsible for the growth of XYZ Market. The secondary sources referred for the study include press

### Rest of MEA Snapshot



### Rest of MEA Bluetooth Mesh Market by Type 2022 - 2031 (USD Million)

| Type                             | 2022  | 2023  | 2024  | 2025  | 2031  | CAGR% (2024-2031) |
|----------------------------------|-------|-------|-------|-------|-------|-------------------|
| Wired Smart Bluetooth Gateway    | XX.XX | XX.XX | XX.XX | XX.XX | XX.XX | XX.XX%            |
| Wireless Smart Bluetooth Gateway | XX.XX | XX.XX | XX.XX | XX.XX | XX.XX | XX.XX%            |
| Total                            | XX.XX | XX.XX | XX.XX | XX.XX | XX.XX | XX.XX%            |

Based on the understanding of requirements, we conducted secondary research to identify the Component specifications, Component types, qualitative and quantitative data along with the factors responsible for the growth of XYZ Market. The secondary sources referred for the study include press

**Rest of MEA Bluetooth Mesh Market  
by Application 2022 - 2031 (USD Million)**

| Application       | 2022  | 2023  | 2024  | 2025  | 2031  | CAGR%<br>(2024-2031) |
|-------------------|-------|-------|-------|-------|-------|----------------------|
| Smart Home        | XX.XX | XX.XX | XX.XX | XX.XX | XX.XX | XX.XX%               |
| Smart Security    | XX.XX | XX.XX | XX.XX | XX.XX | XX.XX | XX.XX%               |
| Smart Wearable    | XX.XX | XX.XX | XX.XX | XX.XX | XX.XX | XX.XX%               |
| Smart Agriculture | XX.XX | XX.XX | XX.XX | XX.XX | XX.XX | XX.XX%               |
| Smart Supermarket | XX.XX | XX.XX | XX.XX | XX.XX | XX.XX | XX.XX%               |
| Other             | XX.XX | XX.XX | XX.XX | XX.XX | XX.XX | XX.XX%               |
| Total             | XX.XX | XX.XX | XX.XX | XX.XX | XX.XX | XX.XX%               |

Based on the understanding of requirements, we conducted secondary research to identify the Component specifications, Component types, qualitative and quantitative data along with the factors responsible for the growth of XYZ Market. The secondary sources referred for the study include press

# 8 Competitive Landscape

## 8.1 Overview

Based on the understanding of requirements, we conducted secondary research to identify the Component specifications, Component types, qualitative and quantitative data along with the factors responsible for the growth of XYZ Market. The secondary sources referred for the study include press

## 8.2 Key Development Strategies

Based on the understanding of requirements, we conducted secondary research to identify the Component specifications, Component types, qualitative and quantitative data along with the factors responsible for the growth of XYZ Market. The secondary sources referred for the study include press

Some of the key development strategies adopted by the major companies in the market include :

- Product Launches/Developments
- Agreements & Partnerships
- Business Expansions
- Mergers & Acquisitions

## 8.3 Company Market Ranking

| Company Name | Ranking |
|--------------|---------|
| XXXXX        | 1       |
| XXXXX        | 2       |
| XXXXX        | 3       |
| XXXXX        | 4       |
| XXXXX        | 5       |

The parameters that have been considered for the ranking of the above-mentioned companies include :

- Market Penetration
- Geographic Reach
- Brand Value
- Product Benchmarking
- Market Share

## 8.4 Company Regional Footprint

| Company                         | North America | Asia Pacific | Europe | Latin America | Middle East and Africa |
|---------------------------------|---------------|--------------|--------|---------------|------------------------|
| MOES                            | Y/N           | Y/N          | Y/N    | Y/N           | Y/N                    |
| MOKOSmart                       | Y/N           | Y/N          | Y/N    | Y/N           | Y/N                    |
| Lansitec                        | Y/N           | Y/N          | Y/N    | Y/N           | Y/N                    |
| Yourlite                        | Y/N           | Y/N          | Y/N    | Y/N           | Y/N                    |
| Dusun                           | Y/N           | Y/N          | Y/N    | Y/N           | Y/N                    |
| Kogan Mobile Operations Pty Ltd | Y/N           | Y/N          | Y/N    | Y/N           | Y/N                    |
| Rigado                          | Y/N           | Y/N          | Y/N    | Y/N           | Y/N                    |
| LTIMindtree                     | Y/N           | Y/N          | Y/N    | Y/N           | Y/N                    |
| TUYA                            | Y/N           | Y/N          | Y/N    | Y/N           | Y/N                    |
| Xiaomi                          | Y/N           | Y/N          | Y/N    | Y/N           | Y/N                    |

## 8.5 Company Industry Footprint

| Company                         | Product 1 | Product 2 | Product 3 | Product 4 | Product 5 |
|---------------------------------|-----------|-----------|-----------|-----------|-----------|
| MOES                            | Y/N       | Y/N       | Y/N       | Y/N       | Y/N       |
| MOKOSmart                       | Y/N       | Y/N       | Y/N       | Y/N       | Y/N       |
| Lansitec                        | Y/N       | Y/N       | Y/N       | Y/N       | Y/N       |
| Yourlite                        | Y/N       | Y/N       | Y/N       | Y/N       | Y/N       |
| Dusun                           | Y/N       | Y/N       | Y/N       | Y/N       | Y/N       |
| Kogan Mobile Operations Pty Ltd | Y/N       | Y/N       | Y/N       | Y/N       | Y/N       |
| Rigado                          | Y/N       | Y/N       | Y/N       | Y/N       | Y/N       |
| LTIMindtree                     | Y/N       | Y/N       | Y/N       | Y/N       | Y/N       |
| TUYA                            | Y/N       | Y/N       | Y/N       | Y/N       | Y/N       |
| Xiaomi                          | Y/N       | Y/N       | Y/N       | Y/N       | Y/N       |

Based on the understanding of requirements, we conducted secondary research to identify the Component specifications, Component types, qualitative and quantitative data along with the factors responsible for the growth of IoT Market. The secondary sources referred for the study include press

## 8.6 ACE Matrix

Based on the understanding of requirements, we conducted secondary research to identify the Component specifications, Component types, qualitative and quantitative data along with the factors responsible for the growth of IoT Market. The secondary sources referred for the study include press

Based on the understanding of requirements, we conducted secondary research to identify the Component specifications, Component types, qualitative and quantitative data along with the factors responsible for the growth of IoT Market. The secondary sources referred for the study include press



# 9 Company Profiles

## 9.1 Introduction

Based on the understanding of requirements, we conducted secondary research to identify the Component specifications, Component types, qualitative and quantitative data along with the factors responsible for the growth of XXZ Market. The secondary sources referred for the study include press

Based on the understanding of requirements, we conducted secondary research to identify the Component specifications, Component types, qualitative and quantitative data along with the factors responsible for the growth of XXZ Market. The secondary sources referred for the study include press

## 9.2 MOES

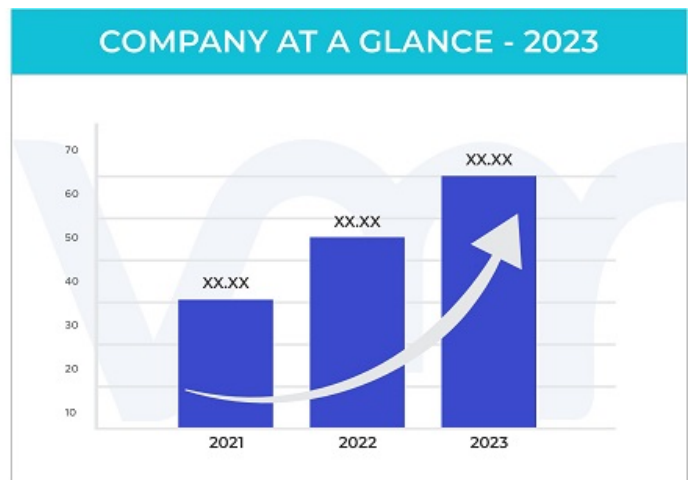
### 9.2.1 MOES : Overview

Based on the understanding of requirements, we conducted secondary research to identify the Component specifications, Component types, qualitative and quantitative data along with the factors responsible for the growth of XXZ Market. The secondary sources referred for the study include press

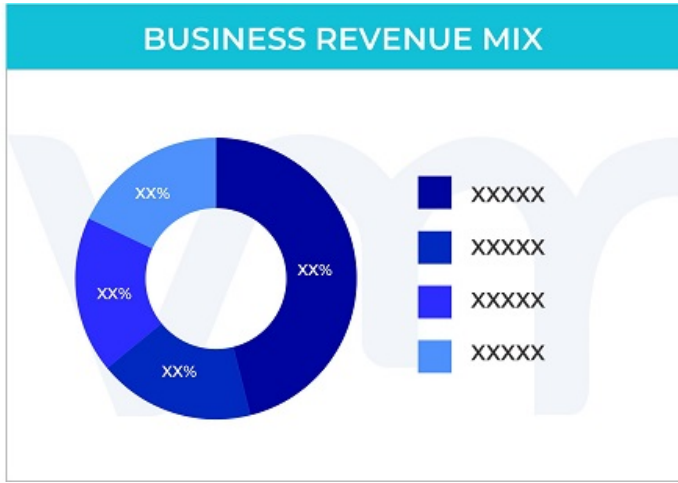
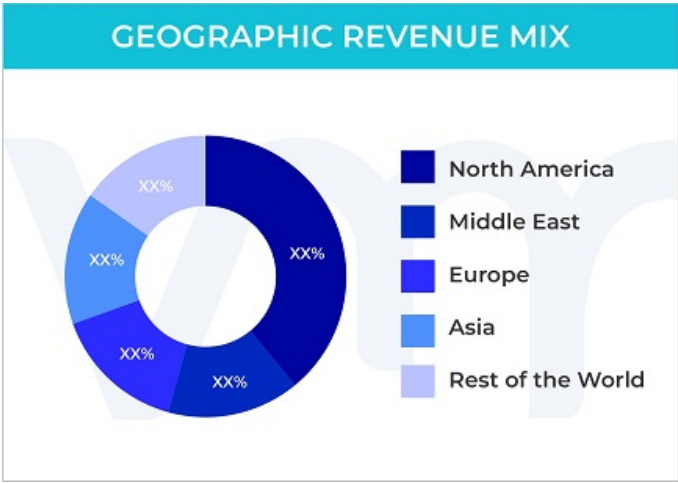
Based on the understanding of requirements, we conducted secondary research to identify the Component specifications, Component types, qualitative and quantitative data along with the factors responsible for the growth of XXZ Market. The secondary sources referred for the study include press

### 9.2.2 MOES : Key Facts

| COMPANY AT A GLANCE - 2023 |                    |
|----------------------------|--------------------|
| Founded :                  | XXXX               |
| Headquarters :             | XXXXXXXX, XXXXXXXX |
| Employees :                | XXXXXX             |
| Revenue :                  | USD XX.XX Million  |
| Ownership :                | XXXXXXXX           |



### 9.2.3 MOES : Business Breakdown



## 9.2.4 MOES : Product Benchmarking

| Major Products & Services | Description / Application  |
|---------------------------|--|
| XXXXXXXXXXXXXXXXXX        | <ul style="list-style-type: none"> <li>XXXXXXXXXXXXXXXXXXXXXXXXXXXXXXXXXXXX</li> <li>XXXXXXXXXXXXXXXXXXXXXXXXXXXXXXXXXXXX</li> <li>XXXXXXXXXXXXXXXXXXXXXXXXXXXXXXXXXXXX</li> </ul> |
| XXXXXXXXXXXXXXXXXX        | <ul style="list-style-type: none"> <li>XXXXXXXXXXXXXXXXXXXXXXXXXXXXXXXXXXXX</li> <li>XXXXXXXXXXXXXXXXXXXXXXXXXXXXXXXXXXXX</li> <li>XXXXXXXXXXXXXXXXXXXXXXXXXXXXXXXXXXXX</li> </ul> |
| XXXXXXXXXXXXXXXXXX        | <ul style="list-style-type: none"> <li>XXXXXXXXXXXXXXXXXXXXXXXXXXXXXXXXXXXX</li> <li>XXXXXXXXXXXXXXXXXXXXXXXXXXXXXXXXXXXX</li> <li>XXXXXXXXXXXXXXXXXXXXXXXXXXXXXXXXXXXX</li> </ul> |
| XXXXXXXXXXXXXXXXXX        | <ul style="list-style-type: none"> <li>XXXXXXXXXXXXXXXXXXXXXXXXXXXXXXXXXXXX</li> <li>XXXXXXXXXXXXXXXXXXXXXXXXXXXXXXXXXXXX</li> <li>XXXXXXXXXXXXXXXXXXXXXXXXXXXXXXXXXXXX</li> </ul> |

## 9.2.5 MOES : Key Developments

| Date & Year | Key Developments | Description |
|-------------|------------------|-------------|
|             |                  |             |

|                    |                    |  |
|--------------------|--------------------|--|
| XXXXXXXXXXXXXXXXXX | XXXXXXXXXXXXXXXXXX | <ul style="list-style-type: none"> <li>XXXXXXXXXXXXXXXXXXXXXXXXXXXXXXXXXXXX</li> <li>XXXXXXXXXXXXXXXXXXXXXXXXXXXXXXXXXXXX</li> <li>XXXXXXXXXXXXXXXXXXXXXXXXXXXXXXXXXXXX</li> </ul> |
| XXXXXXXXXXXXXXXXXX | XXXXXXXXXXXXXXXXXX | <ul style="list-style-type: none"> <li>XXXXXXXXXXXXXXXXXXXXXXXXXXXXXXXXXXXX</li> <li>XXXXXXXXXXXXXXXXXXXXXXXXXXXXXXXXXXXX</li> <li>XXXXXXXXXXXXXXXXXXXXXXXXXXXXXXXXXXXX</li> </ul> |
| XXXXXXXXXXXXXXXXXX | XXXXXXXXXXXXXXXXXX | <ul style="list-style-type: none"> <li>XXXXXXXXXXXXXXXXXXXXXXXXXXXXXXXXXXXX</li> <li>XXXXXXXXXXXXXXXXXXXXXXXXXXXXXXXXXXXX</li> <li>XXXXXXXXXXXXXXXXXXXXXXXXXXXXXXXXXXXX</li> </ul> |

### 9.2.6 MOES : Winning Imperatives

| Segments       | Regional Focus  | Growth Strategy  |
|----------------|---|--|
| XXXXXXXXXXXXXX | <ul style="list-style-type: none"> <li>XXXXXXX</li> <li>XXXXXXX</li> <li>XXXXXXX</li> </ul> | <ul style="list-style-type: none"> <li>XXXXXXXXXXXXXX</li> <li>XXXXXXXXXXXXXX</li> <li>XXXXXXXXXXXXXX</li> </ul> |
| XXXXXXXXXXXXXX | <ul style="list-style-type: none"> <li>XXXXXXX</li> <li>XXXXXXX</li> <li>XXXXXXX</li> </ul> | <ul style="list-style-type: none"> <li>XXXXXXXXXXXXXX</li> <li>XXXXXXXXXXXXXX</li> <li>XXXXXXXXXXXXXX</li> </ul> |
| XXXXXXXXXXXXXX | <ul style="list-style-type: none"> <li>XXXXXXX</li> <li>XXXXXXX</li> <li>XXXXXXX</li> </ul> | <ul style="list-style-type: none"> <li>XXXXXXXXXXXXXX</li> <li>XXXXXXXXXXXXXX</li> <li>XXXXXXXXXXXXXX</li> </ul> |

### 9.2.7 Current Focus & Strategies

Based on the understanding of requirements, we conducted secondary research to identify the Component specifications, Component types, qualitative and quantitative data along with the factors responsible for the growth of XYZ Market. The secondary sources referred for the study include press

Based on the understanding of requirements, we conducted secondary research to identify the Component specifications, Component types, qualitative and quantitative data along with the factors responsible for the growth of XYZ Market. The secondary sources referred for the study include press

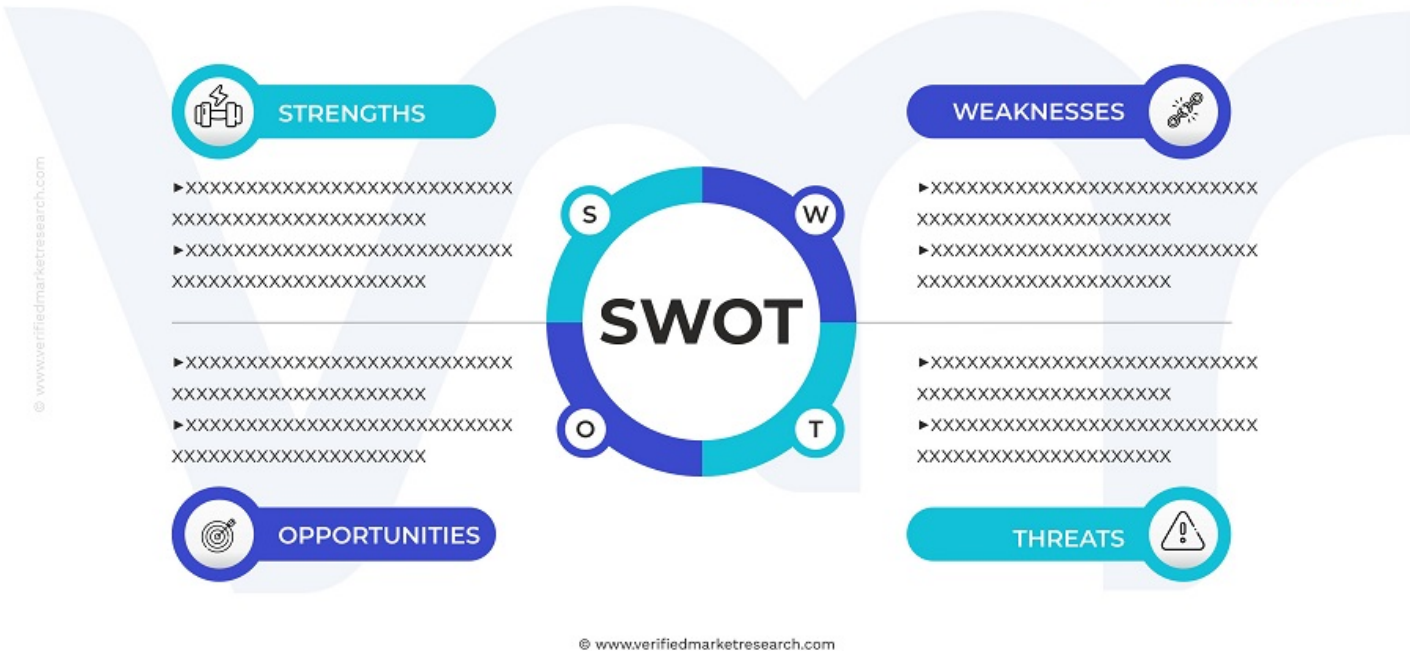
### 9.2.8 Threat from Competitors

Based on the understanding of requirements, we conducted secondary research to identify the Component specifications, Component types, qualitative and quantitative data along with the factors responsible for the growth of XYZ Market. The secondary sources referred for the study include press

Based on the understanding of requirements, we conducted secondary research to identify the Component specifications, Component types, qualitative and quantitative data along with the factors responsible for the growth of XYZ Market. The secondary sources referred for the study include press

Based on the understanding of requirements, we conducted secondary research to identify the Component specifications, Component types, qualitative and quantitative data along with the factors responsible for the growth of XYZ Market. The secondary sources referred for the study include press

### 9.2.9 S.W.O.T Analysis



Based on the understanding of requirements, we conducted secondary research to identify the Component specifications, Component types, qualitative and quantitative data along with the factors responsible for the growth of XYZ Market. The secondary sources referred for the study include press



Based on the understanding of requirements, we conducted secondary research to identify the Component specifications, Component types, qualitative and quantitative data along with the factors responsible for the growth of xXZ Market. The secondary sources referred for the study include press

*(Note: Rest all the companies will be profiled using the above-mentioned parameters.)*

# 10 Verified Market Intelligence

---

## 10.1 About VMI

[Verified Market Intelligence](#) is one of the most advanced Business Intelligence-enabled dashboards currently operating in the market. It is loaded with all the research tools that help in exploring the markets from new angles.

This dashboard features embedded analytics so that the entire market data is easily accessible by any application or user. It offers real-time statistics of the market so that all the decision makers can jump on the emerging opportunities and achieve an edge over the competition.

With our dashboard's embedded analytics tool, the clients can perform the data analysis using different filters, without having to toggle to other applications. This way, the users can carry out assessment of data at one place. This improves the overall efficiency of the market research process.

Dashboard guides decision makers to understand the market and its functionalities in a deeper way. It uses past and ongoing data to give actionable recommendations as well. This way, the companies can make effective business plans for launching new products or expanding into new market domains.

**VMI dashboard** is one of the most reliable market research dashboards. It provides historical, current, and predictive views of business operations.

With its live presentation mode, the clients can make business-related decisions quicker than usual. The interactive PDF options help in navigating through unexplored regions of the global markets. Dashboards also help in understanding the key performance indicators and the regions where the businesses can improve their performance. This way, companies can march towards success.

Proper market research helps in gauging the interest of the target consumers so that proper business plans can be created. Now, the clients can take advantage of the online reporting software. Thus, all the data can be accessed to the convenience of the clients. Online reporting software helps in accessing the dashboard tools at any time and from anywhere so that you can be the first to jump on the emerging opportunities.

With the all-new features of brand analysis, the clients can carry out an in-house audit of their brand and its offerings. Our dashboard tools assess who your customers are, what they're looking for, what your competitors are doing, and know whether your brand is meeting your customers' needs or not. As the aphorism goes, "look before you jump" and that is what our market research report is here for. With the details about the entire market. The clients will get a holistic view of the market dynamics. Dashboard helps in understanding the business's performance across multiple domains, geographies and markets (for multiple products).

## 360° view of the market :

With the online reporting software, the clients get the opportunity to analyze their presence in the global market. This helps in understanding the methods used by existing players and product benchmarking helps in assessing the overall performance of the product over the specific business quarters.

## In-house data examination :

It is necessary to check the internal data. You should never trust the internal data blindly and our experts recommended the clients to get their internal data evaluated before using it for making business plans. This double check method is truly necessary in the virtual world.

## Making educated choices :

Transform data into opportunities. With the latest dashboard tools, the clients are equipped with the most extensive version of market data to make informed decisions. This is not only profitable but also helps in making plans for future expansions.

## Smart business planning :

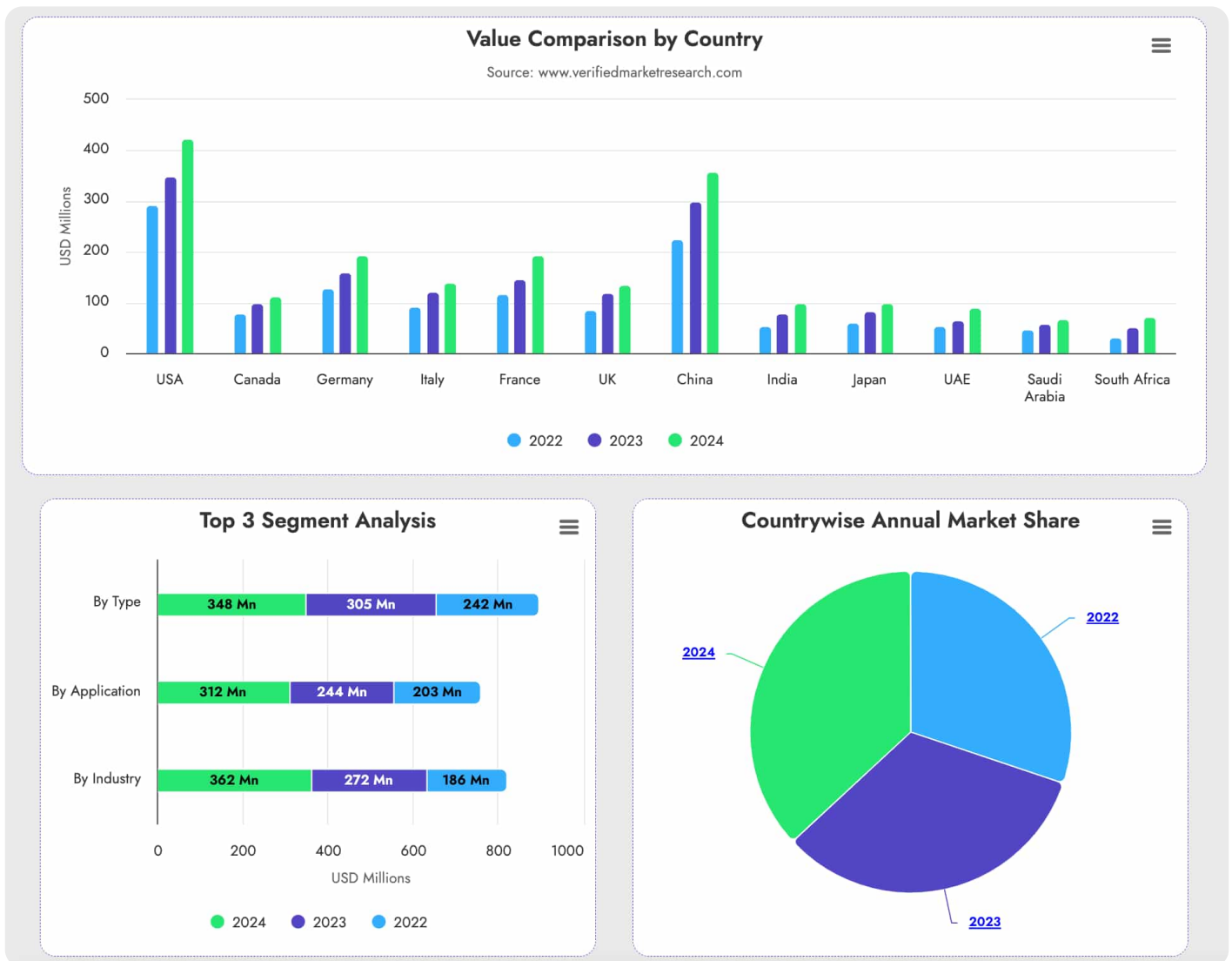
When you wish to implement your business plans, you need to be 100% sure about all the data and business plans. This helps the clients in any unforeseen circumstances. The market research report is specifically designed to guide the clients step-by-step towards their organizational goals.

The idea behind this page is allowing general users to understand and read content on the keywords below. The content needs to be simple and very descriptive explaining the keywords to every individual in a simple manner. We through this page need to divert traffic to Verified Market intelligence. This needs to be done in a very subtle manner with the below keywords being generalized and referenced to different pages on our website like report category pages.

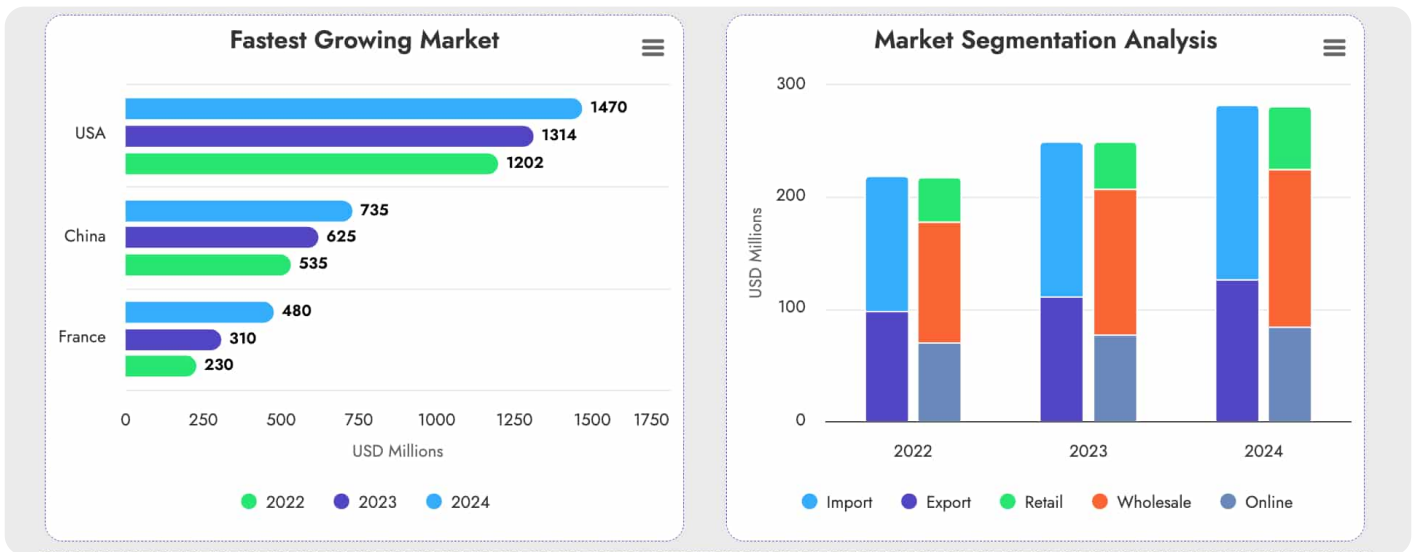
- We need to explain what embedded analytics & Business Intelligence Database is.
- Explain how dashboards function and how they help.
- Talk about it from each role perspective and each industry perspective.
- Use VMI as an example explaining key features like live presentation, Data export in PDF and excel, Interactive charts and graphs.
- The entire article needs to be a lengthy article with a lot of elaborate content with no restriction on the number of words and images.

## 10.2 Dynamic Data Visualization

Verified Market Intelligence offers insights on emerging and niche markets helping companies make critical revenue impacting decisions. VMI assists your organization in planning for the future with precise Region, Country, and Segment Forecasts. VMI provides a holistic competitive landscape with overall market potential and in-depth market share analysis broken down by region, country, and segments.



## 10.2.1 Country VS Segment Analysis



The country forecast graph shows the comprehensive analysis on the country level market. It also illustrates the market in terms of value generated from sales for the particular year. The drop down permits the year from 2022 to 2031 to compare the values of the countries. The country level forecast dashboard also allows comparing the data between major contributing countries and least participant countries for each year. This will help clients to create strategies to make the most of upcoming growth opportunities globally.

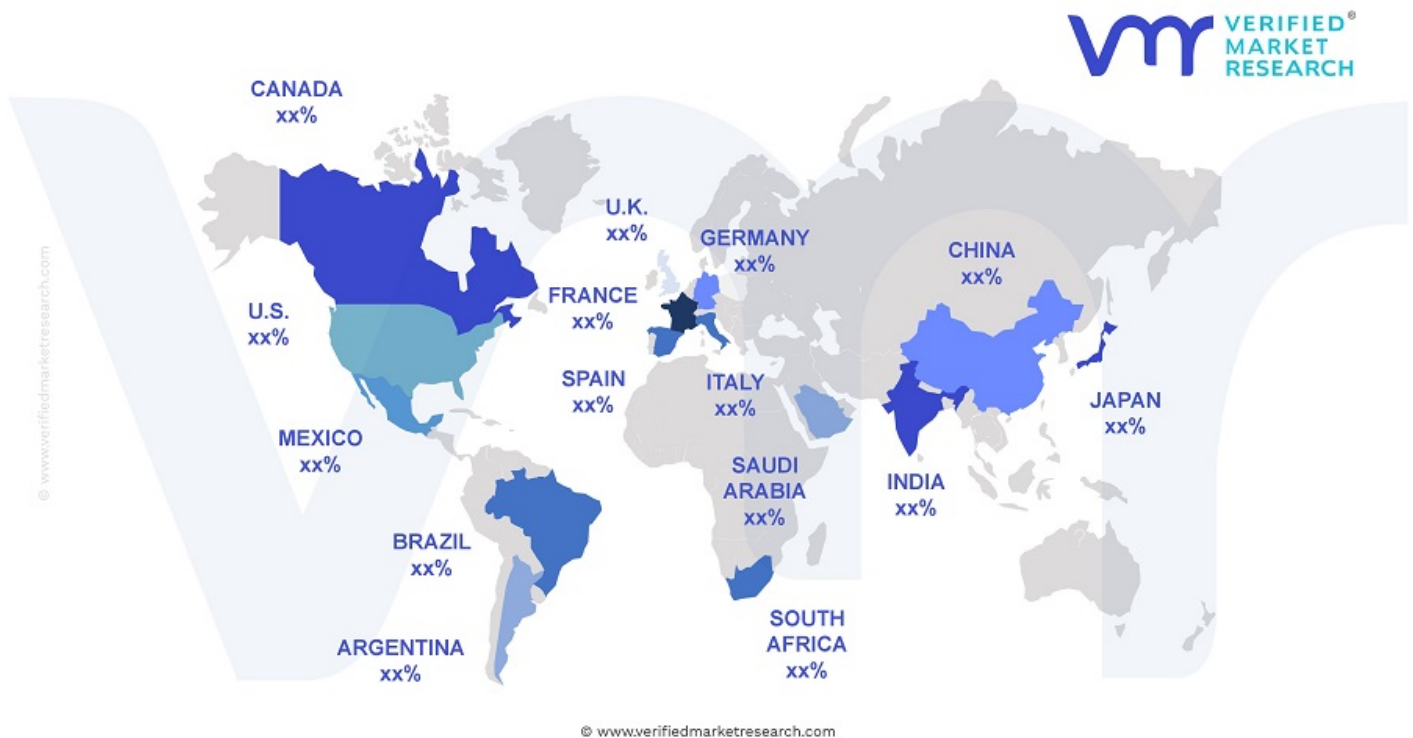
Country level growth can be accountable for both historical as well as projected market summary, since the development and future opportunities will create market competitors to take their decision according to the previous year's market evolution. The country forecast data and CAGR will help to understand countries GDP, growing population, growth strategies of each country, and future growth potential on country level. This will help key vendors to identify sustainable growth opportunities in new markets.

Verified Market Intelligence uses advanced tools to help you assess the size of any market, its environment, and its competitive landscape. It also helps identify competing company positions to precisely plot growth opportunities.

VMR Intelligence Dashboard helps you analyze complex market indicators including the following:

- Identify the low hanging opportunity in the market?
- Next best investment opportunity available in the market?
- Which is the largest product/service type observed in the market?
- Which is the fastest-growing product/service type observed in the market?

## 10.2.2 Market Overview by Geography



The report bifurcates the geography into North America, Europe, Asia Pacific Middle East & Africa, and Latin America. This section signifies the performance of the market in each region. The penetration of the market within each region is determined through multiple channels of research and by taking into consideration various factors such as prospective economic or political changes, product/service penetration, and region-wide pricing trends for the product/service, exchange rates, and the information provided by industry experts.

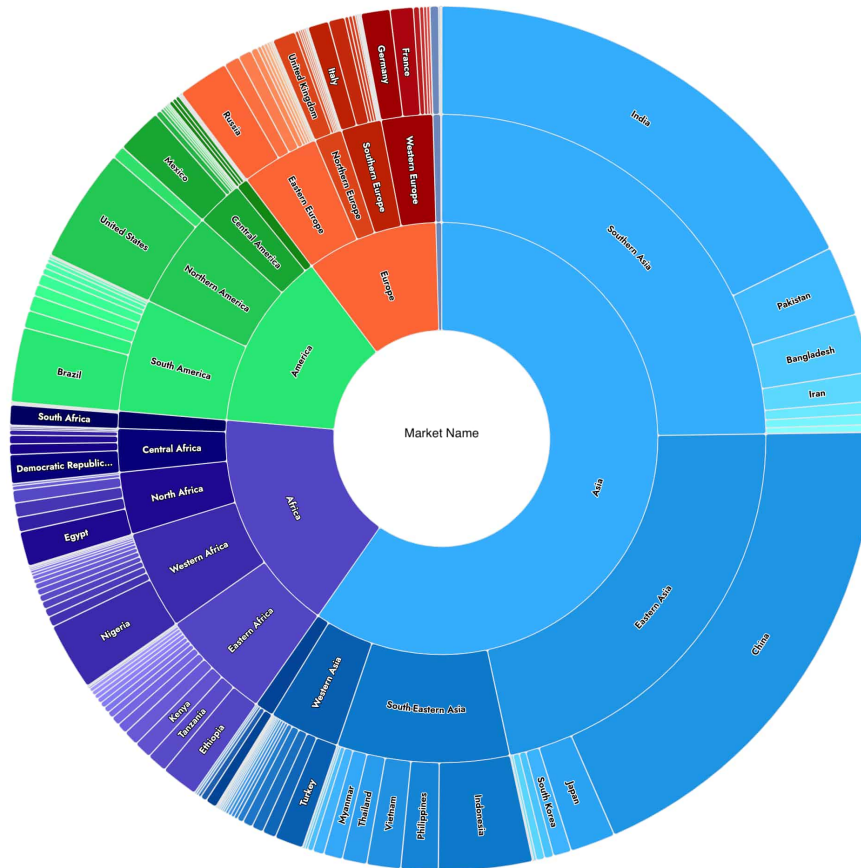
Both positive as well as negative changes to the market are taken into consideration for the market estimates. The market size by geography is derived on the basis of the weightages assigned to these markets which are defined by shifts in the economy, ongoing market trends, demographics, and competitors.

Verified Market Intelligence helps you visualize key market indicators with interactive and precise visualization tools. You can now measure areas of growth, predict the future with actionable insights and decide their next move.

VMR Intelligence Dashboard helps you analyze complex market indicators including the following:

- Where will the market stand in the next seven years?
- Which is the fastest-growing country?
- Which is the largest market?
- Which is the fastest-growing region?
- Identify the revenue pockets in the coming future?

## 10.2.3 Regional Level Overview



Based on the regional analysis, the market has been classified into the five main regions; North America, Europe, Asia Pacific, Middle East & Africa, and Latin America. The specified chart represents the year-over-year growth of the global market from 2022 to 2031.

The individual year displays the universal view of the market for each region in terms of value as well as volume from historical to the forecast years. Also, the regional level overview chart is brief about the incremental growth of each region from previous year to the next year.

The regional overview section portrays the brief summary on regional level through which the market may perhaps distinguish by various influencing factors on geography such as, market penetration rate, economic and political changes, price fluctuation, change in currency, and change in micro and macro factors. This will affect positively as well as negatively for market estimation. Explore opportunities, challenges, threats and aspirations that targeted clients face in various geographies, helping you customize your strategies precisely.

VMR Intelligence Dashboard helps you analyse complex market indicators including the following:

- Identify the market share for the North America/ Europe/ Asia-Pacific?
- Identify the fastest growing market in the North American/ European/ Asian region?
- Identify the fastest-growing segment/sub-segment in North America / European / Asian Region?
- Identify the market share for the RoW?

# Report FAQs

---

## How do I trust your report quality/data accuracy?

- We provide risk-free purchases. We will help in exploring the structure of market report online through the telephonic conference without any purchase commitment.
- You may also ask for a free sample to evaluate & examine the report quality before making a report purchase decision.
- Our portfolio of more than 50,000 reports goes over rigorous quality checks.
- We are an accredited market research company with expertise in 14+ industry verticals

## My research requirement is very specific, can I customize this report?

- Yes, we provide free customizations within the scope of the research.
- Clients will be provided with free access to pre-sale analyst support to discuss customized requirements and recommendations.
- More than 70% of our client associations are based on customized market reports.
- We are an accredited market research company with expertise in 14+ industry verticals

## I have a pre-defined budget. Can I buy chapters/sections of this report?

- Yes, we also sell sections of the reports in line with client requirements.
- You can also purchase excel & PPT versions of our market research reports.
- You can reach out to us for syndicated & customized market intelligence data as per your budget. We provide our market data points and insights regardless of the price point.

## How do you arrive at these market numbers?

- Our research methodology is based on cyclic processes within definite steps.
- It begins with information procurement and data point collections from paid primary and secondary sources such as Factiva and D&B Hoovers.
- The second step includes the data mining and analysis & modeling of data.
- The third step comprises data validation through industry expert views.
- For a complete research methodology, you may reach out to us for a free sample report.

## Who are your clients?

- Our clients include manufacturers, market participants, academicians, investment banks, and venture capitalists including over 1000+ Fortune 5000 companies.
- We cater over 1,000 clients yearly. More than 50% of our clients ask us for reassociation for additional market reports and services.

## How will I receive this report?

Depending on your License type, the report will be sent to you in PDF, PPT, and Excel downloads.



## Disclaimer :

All Rights Reserved. No part of this publication may be reproduced, stored in a retrieval system or transmitted in any form by any means, electronic, mechanical, photocopying, recording or otherwise, without the prior permission of the publisher Verified Market Research.



**Copyright © 2024 Verified Market Research**

Unless stated, the copyright of this report belongs to Verified Market Research only. Without specific written permission of Verified Market Research, no party, any person or entity, is allowed to reproduce, copy or distribute this report in whole or in part.

www.verifiedmarketresearch.com

